

## ORDER NO. \_\_\_\_\_

**AN ORDER OF THE COMMISSIONERS COURT OF PANOLA COUNTY, TEXAS: (1) APPROVING A SOFTWARE AS A SERVICE AGREEMENT BETWEEN PANOLA COUNTY, TEXAS AND TYLER TECHNOLOGIES, INC.; AND (2) ESTABLISHING AN EFFECTIVE DATE AND COMPLIANCE WITH THE TEXAS OPEN MEETING ACT.**

**WHEREAS**, Panola County, Texas ("County") is a county of the State of Texas, having been duly created and organized under the constitution and laws of Texas, and further, the Panola County Commissioners Court ("Commissioners Court") is the governing body of the County; and

**WHEREAS**, pursuant to Article V, Section 18 of the Texas Constitution, Chapter 81 of the Texas Local Government Code, and other authority, the County in the public interest may make, enter into, and implement agreements with third-parties for the County's acquisition by purchase or lease of computer software, hardware, and data processing and other equipment, as well as all services relating thereto, deemed necessary or desired to properly conduct, operate, and manage the business affairs of the County; and

**WHEREAS**, pursuant to Sections 271.101-.102 of the Texas Local Government Code and other authority, the County may participate and engage in cooperative purchasing programs authorized by law as an exception to state statutory requirements for the County to seek competitive bids for the acquisition of goods and services; and

**WHEREAS**, the Commissioners Court desires by this order to:

- (1) approve, execute, and implement a software as a service agreement ("Agreement") with Tyler Technologies, Inc. ("Company") in the form and scope described in the attached **Exhibit 1**, by and for the benefit of the public, for the acquisition of certain services, goods, and equipment as therein described and deemed necessary and desired to properly and efficiently operate and manage the business affairs, documents, and record systems of the County; and
- (2) pursuant to Sections 271.101-.102 of the Texas Local Government Code and other authority, declare and order an exemption from the requirements of Chapter 262 of the Texas Local Government Code or other state statutory authority requiring competitive bidding for the Agreement -- in view of the participation by the County and Company in the following and authorized cooperative purchasing program for the County to acquire the Agreement and its benefits: the Sourcewell Cooperative Purchasing Program ("Sourcewell"), being an authorized cooperative purchasing

program duly established and operating by law as a local governmental unit, public corporation, and public agency pursuant to the law of the State of Minnesota, as further described in this order and the Agreement; and

**WHEREAS**, the Commissioners Court finds that (1) all conditions precedent to predicate this matter have been timely initiated and completed, and (2) all public purposes herein described shall be accomplished or substantially achieved through the successful approval and implementation of the Agreement.

**NOW, THEREFORE, BE IT RESOLVED AND ORDERED** by the Commissioners Court of Panola County, Texas, for and on behalf of the County and in the public interest, as follows:

- (1) Unless otherwise designated, the past, present, or future tense shall each include the other, the masculine, feminine, or neuter gender shall each include the other, and the singular and plural number shall each include the other where necessary for a correct meaning.
- (2) All statements made in the caption and preliminary recitals of this order and all attached documents are incorporated by reference.
- (3) The Commissioners Court hereby approves the execution and implementation of the **Software as a Service Agreement** by and between the County and Tyler Technologies, Inc. (or Company), in the form and scope attached as **Exhibit 1**.
- (4) The Commissioners Court hereby orders that:
  - (a) the County Judge shall execute the Agreement on behalf of the County and its Commissioners Court in the form and scope attached as **Exhibit 1**, as well as all other documents deemed necessary or desired to implement the Agreement in the County's interests; and
  - (b) the County's staff and attorneys shall assist the County Judge regarding the timely accomplishment of all tasks necessary or desired to implement the Agreement in the County's interests.
- (5) Pursuant to Sections 271.101-.102 of the Texas Local Government Code and other authority, the Commissioners Court hereby declares and orders


an exemption from the requirements of Chapter 262 of the Texas Local Government Code or other state statutory authority requiring competitive bidding for the Agreement, in view of the following matters:

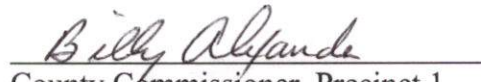
- (a) The acquisition of the Agreement and its benefits is the result of the participation by the County and Company in the following and authorized cooperative purchasing program: the Sourcewell Cooperative Purchasing Program (or Sourcewell), being an authorized cooperative purchasing program duly established and operating by law as a local government unit, public corporation, and public agency pursuant to the law of the State of Minnesota, and located at 202 12<sup>th</sup> Street Northeast, P.O. Box 219, Staples, Minnesota 56479 (telephone 877-480-0542) (e-mail at [service@sourcewell-mn.gov](mailto:service@sourcewell-mn.gov)).
- (b) The County is a member of Sourcewell pursuant to its Membership No. 93202.
- (c) The Company participated in the competitive bid process in response to the Sourcewell Request for Proposal No. 090320 and was awarded a Sourcewell Contract No. 090320 TTI ("Sourcewell Contract"). The Agreement represents a purchase of goods and services by the County from the Company from said Sourcewell Contract.
- (d) The parties to the Agreement have acknowledged that the purchase of the goods and services by the County from the Company occurs by, through, and as a result of the participation by said parties in the Sourcewell Cooperative Purchasing Program -- and therefore, said purchase by the County satisfies Texas law requiring the County to seek competitive bids for the purchase of the aforesaid goods and services, pursuant to Sections 271.101-.102 of the Texas Local Government Code and other authority.
- (6) All conditions precedent for the County's lawful approval, adoption, and implementation of this order and the Agreement have been accomplished as required by law.
- (7) This order shall take effect immediately from and after its passage.


- (8) This order was ordered, approved, and adopted at a meeting held in compliance with Chapter 551 of the Texas Government Code, the Texas Open Meetings Act.


**ORDERED, APPROVED, AND ADOPTED** on the 25<sup>th</sup> day of April, 2023.


**THE COMMISSIONERS COURT OF  
PANOLA COUNTY, TEXAS**

  
County Judge  
Panola County, Texas


  
County Commissioner, Precinct 1  
Panola County, Texas

  
County Commissioner, Precinct 2  
Panola County, Texas

  
County Commissioner, Precinct 3  
Panola County, Texas

  
County Commissioner, Precinct 4  
Panola County, Texas

**ATTEST:**

  
County Clerk or Deputy County Clerk  
Panola County, Texas





**EXHIBIT 1**  
**(Software as a Services Agreement by and between Panola  
County, Texas and Tyler Technologies, Inc. )**



## SOFTWARE AS A SERVICE AGREEMENT

This Software as a Service Agreement is made between Tyler Technologies, Inc. and Client (each a "party" and together the "parties").

WHEREAS, Client is a member of Sourcewell (formerly known as National Joint Powers Alliance) ("Sourcewell") under member number 93202;

WHEREAS, Tyler participated in the competitive bid process in response to Sourcewell RFP #090320 by submitting a proposal, on which Sourcewell awarded Tyler a Sourcewell contract, numbered 090320-TTI (hereinafter, the "Sourcewell Contract");

WHEREAS, documentation of the Sourcewell competitive bid process, as well as Tyler's contract with and pricing information for Sourcewell is available at <https://sourcewell-mn.gov/cooperative-purchasing/>; and

WHEREAS, Client desires to purchase off the Sourcewell Contract to procure certain software functionality from Tyler, which Tyler agrees to deliver pursuant to the Sourcewell Contract and under the terms and conditions set forth below;

NOW THEREFORE, in consideration of the foregoing recitals and of the mutual covenants and promises set forth in this Agreement, Tyler and Client agree as follows:

### SECTION A – DEFINITIONS AND INTERPRETATION

1. Words used in the Agreement shall be interpreted according to their common usage or meaning, unless the context dictates a different meaning, all in order to result in the most reasonable interpretation; however, and unless otherwise designated, the following definitions shall apply:

- **"Agreement"** means this Software as a Service Agreement, including all attached exhibits.
- **"Business Day"** shall mean a day other than a Saturday, Sunday, or holiday recognized by Tyler – and unless described by this Agreement as a "Business Day," the term "day" as used in this Agreement shall mean a calendar day.
- **"Business Travel Policy"** means our business travel policy. A copy of our current Business Travel Policy is attached as Schedule 1 to Exhibit B.
- **"Commissioners Court"** means the Commissioners Court of Panola County, Texas, the governing body of the Client.
- **"Client" or "County"** means Panola County, Texas, including its elected officials, appointed officials, employees, agents, attorneys, permitted assigns, and successors in interest.
- **"Data"** means your data necessary to utilize the Tyler Software.
- **"Data Storage Capacity"** means the contracted amount of storage capacity for your Data identified in the Investment Summary.

- **“Defect”** means a failure of the Tyler Software to substantially conform to the functional descriptions set forth in our written proposal to you, or their functional equivalent. Future functionality may be updated, modified, or otherwise enhanced through our maintenance and support services, and the governing functional descriptions for such future functionality will be set forth in our then-current Documentation.
- **“Defined Users”** means the number of users that are authorized to use the SaaS Services. The Defined Users for the Agreement are as identified in the Investment Summary. If Exhibit A contains Enterprise Permitting & Licensing labeled software, defined users mean the maximum number of named users that are authorized to use the Enterprise Permitting & Licensing labeled modules as indicated in the Investment Summary.
- **“Developer”** means a third party who owns the intellectual property rights to Third Party Software.
- **“Documentation”** means any online or written documentation related to the use or functionality of the Tyler Software that we provide or otherwise make available to you, including instructions, user guides, manuals and other training or self-help documentation.
- **“Effective Date”** means the date by which both your and our authorized representatives have signed the Agreement.
- **“Force Majeure”** means an event beyond the reasonable control of you or us, including, without limitation, governmental action, war, riot or civil commotion, fire, natural disaster, or any other cause that could not with reasonable diligence be foreseen or prevented by you or us.
- **“Investment Summary”** means the agreed upon cost proposal for the products and services attached as Exhibit A.
- **“Invoicing and Payment Policy”** means the invoicing and payment policy. A copy of our current Invoicing and Payment Policy is attached as Exhibit B.
- **“Material breach”** means a breach that substantially defeats the purpose of the Agreement in such a fundamental way as to defeat the object of the parties in making the Agreement, and otherwise occurs where a party fails to perform a substantial part of the Agreement performance of which was the initial inducement for entering into the Agreement.
- **“Order Form”** means an ordering document that includes a quote or investment summary and specifying the items to be provided by Tyler to Client, including any addenda and supplements thereto.
- **“SaaS Fees”** means the fees for the SaaS Services identified in the Investment Summary.
- **“SaaS Services”** means software as a service consisting of system administration, system management, and system monitoring activities that Tyler performs for the Tyler Software, and includes the right to access and use the Tyler Software, receive maintenance and support on the Tyler Software, including Downtime resolution under the terms of the SLA, and Data storage and archiving. SaaS Services do not include support of an operating system or hardware, support outside of our normal business hours, or training, consulting or other professional services.
- **“SLA”** means the service level agreement. A copy of our current SLA is attached hereto as Exhibit C.
- **“Statement of Work”** means the industry standard implementation plan describing how our professional services will be provided to implement the Tyler Software, and outlining your and our roles and responsibilities in connection with that implementation. The Statement of Work is attached as Exhibit E.
- **“Support Call Process”** means the support call process applicable to all of our customers who have licensed the Tyler Software. A copy of our current Support Call Process is attached as Schedule 1 to Exhibit C.

- **“Third Party Hardware”** means the third party hardware, if any, identified in the Investment Summary.
  - **“Third Party Products”** means the Third Party Software and Third Party Hardware.
  - **“Third Party SaaS Services”** means software as a service provided by a third party, if any, identified in the Investment Summary.
  - **“Third Party Services”** means the third party services, if any, identified in the Investment Summary.
  - **“Third Party Software”** means the third party software, if any, identified in the Investment Summary.
  - **“Third Party Terms”** means, if any, the end user license agreement(s) or similar terms for the Third Party Products or other parties’ products or services, as applicable, and attached or indicated at Exhibit D.
  - **“Tyler” or “Company”** means Tyler Technologies, Inc., a Delaware corporation, including its officers, directors, partners, members, managers, employees, agents, attorneys, permitted assigns, and successors in interest.
  - **“Tyler Software”** means our proprietary software, including any integrations, custom modifications, and/or other related interfaces identified in the Investment Summary and licensed by us to you through this Agreement.
  - **“We”, “us”, “our”** and similar terms mean Tyler.
  - **“You”** and similar terms mean Client.
2. Number and Gender. Unless otherwise designated, the masculine, feminine, or neuter gender shall each include the other, and the singular and plural number shall each include the other where necessary for a correct meaning.
3. Incorporation by Reference. The preamble and preliminary recitals of this Agreement, and all exhibits attached to this Agreement, are incorporated by reference for all purposes.
4. Headings. The separate headings contained in this Agreement are for reference and convenience only and shall not limit or otherwise affect the meaning of the Agreement.

## SECTION B – SAAS SERVICES

1. Rights Granted. We grant to you the non-exclusive, non-assignable limited right to use the SaaS Services solely for your internal business purposes for the number of Defined Users only. The Tyler Software will be made available to you according to the terms of the SLA. You acknowledge that we have no delivery obligations and we will not ship copies of the Tyler Software as part of the SaaS Services. You may use the SaaS Services to access updates and enhancements to the Tyler Software, as further described in Section C(9). The foregoing notwithstanding, to the extent we have sold you perpetual licenses for Tyler Software, if and listed in the Investment Summary, for which you are receiving SaaS Services, your rights to use such Tyler Software are perpetual, subject to the terms and conditions of this Agreement including, without limitation, Section B(4). We will make any such software available to you for download.
2. SaaS Fees. You agree to pay us the SaaS Fees. Those amounts are payable in accordance with our Invoicing and Payment Policy. The SaaS Fees are based on the number of Defined Users and amount of Data Storage Capacity. You may add additional users or additional data storage capacity on the

terms set forth in Section H(1). In the event you regularly and/or meaningfully exceed the Defined Users or Data Storage Capacity, we reserve the right to charge you additional fees commensurate with the overage(s).

### 3. Ownership.

3.1 We retain all ownership and intellectual property rights to the SaaS Services, the Tyler Software, and anything developed by us under this Agreement. You do not acquire under this Agreement any license to use the Tyler Software in excess of the scope and/or duration of the SaaS Services.

3.2 The Documentation is licensed to you and may be used and copied by your employees for internal, non-commercial reference purposes only.

3.3 You retain all ownership and intellectual property rights to the Data. You expressly recognize that except to the extent necessary to carry out our obligations contained in this Agreement, we do not create or endorse any Data used in connection with the SaaS Services.

### 4. Restrictions. You may not: (a) make the Tyler Software or Documentation resulting from the SaaS Services available in any manner to any third party for use in the third party's business operations; (b) modify, make derivative works of, disassemble, reverse compile, or reverse engineer any part of the SaaS Services; (c) access or use the SaaS Services in order to build or support, and/or assist a third party in building or supporting, products or services competitive to us; or (d) license, sell, rent, lease, transfer, assign, distribute, display, host, outsource, disclose, permit timesharing or service bureau use, or otherwise commercially exploit or make the SaaS Services, Tyler Software, or Documentation available to any third party other than as expressly permitted by this Agreement.

### 5. Software Warranty. We warrant that the Tyler Software will perform without Defects during the term of this Agreement. If the Tyler Software does not perform as warranted, we will use all reasonable efforts, consistent with industry standards, to cure the Defect in accordance with the maintenance and support process set forth in Section C(9), below, the SLA and our then current Support Call Process; and (b) if our cure efforts are unsuccessful or defective, your rights and remedies described in this Agreement regarding a material breach by Tyler (including a breach of this warranty) shall remain in force and fully operable.

### 6. SaaS Services.

6.1 Our SaaS Services are audited at least yearly in accordance with the AICPA's Statement on Standards for Attestation Engagements ("SSAE") No. 21. We have attained, and will maintain, SOC 1 and SOC 2 compliance, or its equivalent, for so long as you are timely paying for SaaS Services. The scope of audit coverage varies for some Tyler Software solutions. Upon execution of a mutually agreeable Non-Disclosure Agreement ("NDA"), we will provide you with a summary of our compliance report(s) or its equivalent. Every year thereafter, for so long as the NDA is in effect and in which you make a written request, we will provide that same information. If our SaaS Services are provided using a 3rd party data center, we will provide available compliance reports for that data center.



- 6.2 You will be hosted on shared hardware in a Tyler data center or in a third-party data center. In either event, databases containing your Data will be dedicated to you and inaccessible to our other customers.
- 6.3 Our Tyler data centers have fully-redundant telecommunications access, electrical power, and the required hardware to provide access to the Tyler Software in the event of a disaster or component failure. In the event of a data center failure, we reserve the right to employ our disaster recovery plan for resumption of the SaaS Services. In that event, we commit to a Recovery Point Objective (“RPO”) of 24 hours and a Recovery Time Objective (“RTO”) of 24 hours. RPO represents the maximum duration of time between the most recent recoverable copy of your hosted Data and subsequent data center failure. RTO represents the maximum duration of time following data center failure within which your access to the Tyler Software must be restored.
- 6.4 We conduct annual penetration testing of either the production network and/or web application to be performed. We will maintain industry standard intrusion detection and prevention systems to monitor malicious activity in the network and to log and block any such activity. We will provide you with a written or electronic record of the actions taken by us in the event that any unauthorized access to your database(s) is detected as a result of our security protocols. We will undertake an additional security audit, on terms and timing to be mutually agreed to by the parties, at your written request. You may not attempt to bypass or subvert security restrictions in the SaaS Services or environments related to the Tyler Software. Unauthorized attempts to access files, passwords or other confidential information, and unauthorized vulnerability and penetration test scanning of our network and systems (hosted or otherwise) is prohibited without the prior written approval of our IT Security Officer.
- 6.5 We test our disaster recovery plan on an annual basis. Our standard test is not client-specific. Should you request a client-specific disaster recovery test, we will work with you to schedule and execute such a test on a mutually agreeable schedule. At your written request, we will provide test results to you within a commercially reasonable timeframe after receipt of the request.
- 6.6 We will be responsible for importing back-up and verifying that you can log-in. You will be responsible for running reports and testing critical processes to verify the returned Data.
- 6.7 We provide secure Data transmission paths between each of your workstations and our servers.
- 6.8 Tyler data centers are accessible only by authorized personnel with a unique key entry. All other visitors to Tyler data centers must be signed in and accompanied by authorized personnel. Entry attempts to the data center are regularly audited by internal staff and external auditors to ensure no unauthorized access.
- 6.9 Where applicable with respect to our applications that take or process card payment data, we are responsible for the security of cardholder data that we possess, including functions relating to storing, processing, and transmitting of the cardholder data and affirm that, as of the Effective Date, we comply with applicable requirements to be considered PCI DSS compliant and have performed the necessary steps to validate compliance with the PCI DSS. We agree to supply the current status of our PCI DSS compliance program in the form of an official

Attestation of Compliance, which can be found at <https://www.tylertech.com/about-us/compliance>, and in the event of any change in our status, will comply with applicable notice requirements.

## **SECTION C – PROFESSIONAL SERVICES**

1. Professional Services. We will provide you the various implementation-related services itemized in the Investment Summary and described in the Statement of Work.
2. Professional Services Fees. You agree to pay us the professional services fees in the amounts set forth in the Investment Summary. Those amounts are payable in accordance with our Invoicing and Payment Policy. You acknowledge that the fees stated in the Investment Summary are good-faith estimates of the amount of time and materials required for your implementation. We will bill you the actual fees incurred based on the in-scope services provided to you. Any discrepancies in the total values set forth in the Investment Summary will be resolved by multiplying the applicable hourly rate by the quoted hours.
3. Additional Services. The Investment Summary contains, and the Statement of Work describes, the scope of services and related costs (including programming and/or interface estimates) required for the project based on our understanding of the specifications you supplied. If additional work is required, or if you use or request additional services, we will provide you with an addendum or change order, as applicable, outlining the costs for the additional work. The price quotes in the addendum or change order will be valid for thirty (30) days from the date of the quote.
4. Cancellation. If travel is required, we will make all reasonable efforts to schedule travel for our personnel, including arranging travel reservations, at least two (2) weeks in advance of commitments. Therefore, if you cancel services less than two (2) weeks in advance (other than for Force Majeure or breach by us), you will be liable for all (a) non-refundable expenses incurred by us on your behalf, and (b) daily fees associated with cancelled professional services if we are unable to reassign our personnel. We will make all reasonable efforts to reassign personnel in the event you cancel within two (2) weeks of scheduled commitments.
5. Services Warranty. We will perform the services in a professional, workmanlike manner, and consistent with industry standards. In the event we provide services that do not conform to this warranty, we will re-perform such services at no additional cost to you; and (b) if our re-performed services are unsuccessful or defective, your rights and remedies described in this Agreement regarding a material breach by Tyler (including a breach of this warranty) shall remain in force and fully operable.
6. Site Access and Requirements. At no cost to us, you agree to provide us with full and free access to your personnel, facilities, and equipment as may be reasonably necessary for us to provide implementation services, subject to any reasonable security protocols or other written policies provided to us as of the Effective Date, and thereafter as mutually agreed to by you and us.
7. Background Checks. For at least the past twelve (12) years, all of our employees have undergone criminal background checks prior to hire. All employees sign our confidentiality agreement and security policies.

8. Client Assistance. You acknowledge that the implementation of the Tyler Software is a cooperative process requiring the time and resources of your personnel. You agree to use all reasonable efforts to cooperate with and assist us as may be reasonably required to meet the agreed upon project deadlines and other milestones for implementation. This cooperation includes at least working with us to schedule the implementation-related services outlined in this Agreement. We will not be liable for failure to meet any deadlines and milestones when such failure is due to Force Majeure or to the failure by your personnel to provide such cooperation and assistance (either through action or omission).
9. Maintenance and Support. For so long as you timely pay your SaaS Fees according to the Invoicing and Payment Policy, then in addition to the terms set forth in the SLA and the Support Call Process, we will:
  - 9.1 perform our maintenance and support obligations in a professional, good, and workmanlike manner, consistent with industry standards, to resolve Defects in the Tyler Software (subject to any applicable release life cycle policy);
  - 9.2 provide support during our established support hours;
  - 9.3 maintain personnel that are sufficiently trained to be familiar with the Tyler Software and Third Party Software, if any, in order to provide maintenance and support services;
  - 9.4 make available to you all releases to the Tyler Software (including updates and enhancements) that we make generally available without additional charge to customers who have a maintenance and support agreement in effect; and
  - 9.5 provide non-Defect resolution support of prior releases of the Tyler Software in accordance with any applicable release life cycle policy.

We will use all reasonable efforts to perform support services remotely. Currently, we use a third-party secure unattended connectivity tool called Bomgar, as well as GotoAssist by Citrix. Therefore, you agree to maintain a high-speed internet connection capable of connecting us to your PCs and server(s). You agree to provide us with a login account and local administrative privileges as we may reasonably require to perform remote services. We will, at our option, use the secure connection to assist with proper diagnosis and resolution, subject to any reasonably applicable security protocols. If we cannot resolve a support issue remotely, we may be required to provide onsite services. In such event, we will be responsible for our travel expenses, unless it is determined that the reason onsite support was required was a reason outside our control. Either way, you agree to provide us with full and free access to the Tyler Software, working space, adequate facilities within a reasonable distance from the equipment, and use of machines, attachments, features, or other equipment reasonably necessary for us to provide the maintenance and support services, all at no charge to us. We strongly recommend that you also maintain your VPN for backup connectivity purposes.

For the avoidance of doubt, SaaS Fees do not include the following services: (a) onsite support (unless Tyler cannot remotely correct a Defect in the Tyler Software, as set forth above); (b) application design; (c) other consulting services; or (d) support outside our normal business hours as listed in our then-current Support Call Process. Requested services such as those outlined in this section will be billed to

you on a time and materials basis at our then current rates unless the parties agree otherwise. You must request those services with at least one (1) week's advance notice.

#### **SECTION D – THIRD PARTY PRODUCTS**

This Agreement includes no Third Party Hardware, Third Party Software, or Third Party Services. If Third Party Hardware, Third Party Software, or Third Party Services are added to this Agreement after the Effective Date, the following terms and conditions shall apply:

1. Third Party Hardware. We will sell, deliver, and install onsite the Third Party Hardware, if you have purchased any, for the price set forth in the Investment Summary. Those amounts are payable in accordance with our Invoicing and Payment Policy.
2. Third Party Software. As part of the SaaS Services, you will receive access to the Third Party Software and related documentation for internal business purposes only. Your rights to the Third Party Software will be governed by the Third Party Terms.
3. Third Party Products Warranties.
  - 3.1 We are authorized by each Developer to grant access to the Third Party Software, if any.
  - 3.2 The Third Party Hardware, if any, will be new and unused, and upon payment in full, you will receive free and clear title to the same.
  - 3.3 You acknowledge that we are not the manufacturer of the aforesaid Third Party Products, We do not warrant or guarantee the performance of the Third Party Products. However, we grant and pass through to you any warranty that we may receive from the Developer or supplier of the aforesaid Third Party Products.
4. Third Party Services. If you have purchased Third Party Services, those services will be provided independent of Tyler by such third-party at the rates set forth in the Investment Summary and in accordance with our Invoicing and Payment Policy.

#### **SECTION E - INVOICING AND PAYMENT; INVOICE DISPUTES**

1. Invoicing and Payment. We will invoice you the SaaS Fees and fees for other professional services in the Investment Summary per our Invoicing and Payment Policy, subject to Section E(2).
2. Invoice Disputes. If you believe any delivered software or service does not conform to the warranties in this Agreement, you will provide us with written notice within thirty (30) days of your receipt of the applicable invoice. The written notice must contain reasonable detail of the issues you contend are in dispute so that we can confirm the issue and respond to your notice with either a justification of the invoice, an adjustment to the invoice, or a proposal addressing the issues presented in your notice. We will work with you as may be necessary to develop an action plan that outlines reasonable steps to be taken by each of us to resolve any issues presented in your notice. You may withhold payment of the amount(s) actually in dispute, and only those amounts, until we complete the action items outlined in the plan. If we are unable to complete the action items outlined in the action plan because of your failure to complete the items agreed to be done by you,

then you will remit full payment of the invoice. We reserve the right to suspend delivery of all SaaS Services, including maintenance and support services, if you fail to pay an invoice not disputed as described above within fifteen (15) days of notice of our intent to do so.

## **SECTION F – TERM AND TERMINATION**

1. **Term.** The initial term of this Agreement is five (5) years, commencing on the first day of the first month following the Effective Date, unless earlier terminated as set forth below. Upon expiration of the initial term, this Agreement will renew automatically for additional one (1) year renewal terms, at our then-current SaaS Fees (unless the parties timely agree upon other rates) unless terminated in writing by either party at least sixty (60) days prior to the end of the then-current renewal term. Upon your request made sufficiently in advance of the start of the upcoming annual renewal period, we will make best efforts to inform you of the amount of the SaaS Fees for that upcoming annual renewal period at least ninety (90) days in advance of the start of that renewal period. Your right to access or use the Tyler Software and the SaaS Services will terminate at the end of this Agreement.
2. **Termination.** This Agreement may be terminated as set forth below. In the event of termination, you will pay us for all undisputed fees and expenses related to the software, products, and/or services you have received, or we have incurred or delivered, prior to the effective date of termination. You will be entitled to a refund of the prorated portion of previously paid SaaS Fees, prorated from the effective date of termination through the end of the then-current annual SaaS term, except that in the case of termination for lack of appropriations you will not be entitled to a refund or offset of previously paid but unused SaaS Fees. Disputed fees and expenses in all terminations other than your termination for cause must have been submitted as invoice disputes in accordance with Section E(2).
  - 2.1 **Failure to Pay SaaS Fees.** You acknowledge that continued access to the SaaS Services is contingent upon your timely payment of SaaS Fees. If you fail to timely pay the SaaS Fees, we may discontinue the SaaS Services and deny your access to the Tyler Software. We may also terminate this Agreement if you don't cure such failure to pay within forty-five (45) days of receiving written notice of our intent to terminate.
  - 2.2 **For Cause.** If you believe we have materially breached this Agreement, you will invoke the Dispute Resolution clause set forth in Section H(3). You may terminate this Agreement for cause in the event we do not cure, or create a mutually agreeable action plan to address, a material breach of this Agreement within the thirty (30) day window set forth in Section H(3).
  - 2.3 **Force Majeure.** Either party has the right to terminate this Agreement if a Force Majeure event suspends performance of the SaaS Services for a period of forty-five (45) days or more.
  - 2.4 **Termination for Lack of Appropriations.** If you do not appropriate or otherwise make available funds sufficient to utilize the SaaS Services, you may unilaterally terminate this Agreement at the expiration of each Client budget period due to the lack of funds being appropriated by the Commissioners Court for payment of this Agreement. You shall provide that written notice to us at least thirty (30) days prior to the termination date. You will not be entitled to a refund or offset of previously paid but unused SaaS Fees. You agree not to use termination for lack of appropriations as a substitute for termination for convenience.



- 2.5 Fees for Termination for Convenience During Initial Term. You retain the right to terminate this Agreement for convenience (i.e., without cause) on thirty (30) days' advance written notice to us. If you terminate this Agreement during the initial term for any reason other than cause, Force Majeure, or lack of appropriations, or if we terminate this Agreement during the initial term for your failure to pay SaaS Fees, then in addition to payment of undisputed fees and expenses described in section F(2) above, you shall pay us the following early termination fees:
- a. If you terminate during the first year of the initial term, 100% of the SaaS Fees through the date of termination plus 50% of the SaaS Fees then due for the remainder of the initial term;
  - b. If you terminate during the second year of the initial term, 100% of the SaaS Fees through the date of termination plus 25% of the SaaS Fees then due for the remainder of the initial term; and
  - c. If you terminate during the third year of the initial term, 100% of the SaaS Fees through the date of termination plus 10% of the SaaS Fees then due for the remainder of the initial term.

## **SECTION G – INDEMNIFICATION, LIMITATION OF LIABILITY AND INSURANCE**

### **1. Intellectual Property Infringement Indemnification.**

- 1.1 We will indemnify and defend you, and hold you harmless, against any third party claim(s) that the Tyler Software or Documentation infringes that third party's patent, copyright, or trademark, or misappropriates its trade secrets, and will pay the amount of any resulting adverse final judgment (or settlement to which we consent). You must notify us promptly in writing of the claim and give us sole control over its defense or settlement. You agree to provide us with reasonable assistance, cooperation, and information in defending the claim at our expense.
- 1.2 Our obligations under this Section G(1) will not apply to the extent the claim or adverse final judgment is based on your use of the Tyler Software in contradiction of this Agreement, including with non-licensed third parties, or your willful infringement.
- 1.3 If we receive information concerning an infringement or misappropriation claim related to the Tyler Software, we may, at our expense and without obligation to do so, either: (a) procure for you the right to continue its use; (b) modify it to make it non-infringing; or (c) replace it with a functional equivalent, in which case you will stop running the allegedly infringing Tyler Software immediately. Alternatively, we may decide to litigate the claim to judgment, in which case you may continue to use the Tyler Software consistent with the terms of this Agreement.
- 1.4 If an infringement or misappropriation claim is fully litigated and your use of the Tyler Software is enjoined by a court of competent jurisdiction, in addition to paying any adverse final judgment (or settlement to which we consent), we will, at our option, either: (a) procure the right to continue its use; (b) modify it to make it non-infringing; or (c) replace it with a functional equivalent. This section provides your exclusive remedy for third party copyright, patent, or trademark infringement and trade secret misappropriation claims.

2. General Indemnification.

2.1 We will indemnify, defend, and hold harmless you and your agents, officials, and employees from and against any and all third-party claims, losses, liabilities, damages, costs, and expenses (including reasonable attorney's fees and costs) for (a) personal injury or property damage to the extent caused by or resulting from our conduct, act, or omission constituting negligence, gross negligence, or willful misconduct; or (b) our violation of PCI-DSS requirements or a law applicable to our performance under this Agreement. You must notify us promptly in writing of the claim and give us sole control over its defense or settlement. You agree to provide us with reasonable assistance, cooperation, and information in defending the claim at our expense.

3. **DISCLAIMER. EXCEPT FOR THE EXPRESS WARRANTIES PROVIDED IN THIS AGREEMENT AND TO THE MAXIMUM EXTENT PERMITTED BY APPLICABLE TEXAS LAW, WE HEREBY DISCLAIM ALL OTHER WARRANTIES AND CONDITIONS, WHETHER EXPRESS, IMPLIED, OR STATUTORY, INCLUDING, BUT NOT LIMITED TO, ANY IMPLIED WARRANTIES, DUTIES, OR CONDITIONS OF MERCHANTABILITY OR FITNESS FOR A PARTICULAR PURPOSE. CLIENT UNDERSTANDS AND AGREES THAT TYLER DISCLAIMS ANY LIABILITY FOR ERRORS THAT RELATE TO USER ERROR.**

4. **LIMITATION OF LIABILITY. EXCEPT AS OTHERWISE EXPRESSLY SET FORTH IN THIS AGREEMENT, OUR LIABILITY FOR DAMAGES ARISING OUT OF THIS AGREEMENT, WHETHER BASED ON A THEORY OF CONTRACT OR TORT (INCLUDING NEGLIGENCE AND STRICT LIABILITY), SHALL BE LIMITED TO YOUR ACTUAL DIRECT DAMAGES, NOT TO EXCEED (A) DURING THE INITIAL TERM, AS SET FORTH IN SECTION F(1), 1.5 TIMES THE TOTAL FEES PAID AS OF THE TIME OF THE CLAIM; OR (B) DURING ANY RENEWAL TERM, 1.5 TIMES THE THEN-CURRENT ANNUAL SAAS FEES PAYABLE IN THAT RENEWAL TERM. THE PARTIES ACKNOWLEDGE AND AGREE THAT THE PRICES SET FORTH IN THIS AGREEMENT ARE SET IN RELIANCE UPON THIS LIMITATION OF LIABILITY AND TO THE MAXIMUM EXTENT ALLOWED UNDER APPLICABLE TEXAS LAW, THE EXCLUSION OF CERTAIN DAMAGES, AND EACH SHALL APPLY REGARDLESS OF THE FAILURE OF AN ESSENTIAL PURPOSE OF ANY REMEDY. THE FOREGOING LIMITATION OF LIABILITY SHALL NOT APPLY TO CLAIMS THAT ARE SUBJECT TO SECTIONS G(1) AND G(2).**

5. **EXCLUSION OF CERTAIN DAMAGES. TO THE MAXIMUM EXTENT PERMITTED BY APPLICABLE LAW, IN NO EVENT SHALL WE BE LIABLE FOR ANY SPECIAL, INCIDENTAL, PUNITIVE, INDIRECT, OR CONSEQUENTIAL DAMAGES WHATSOEVER, EVEN IF WE HAVE BEEN ADVISED OF THE POSSIBILITY OF SUCH DAMAGES.**

6. **Insurance. During the course of performing services under this Agreement, we agree to maintain the following levels of insurance: (a) Commercial General Liability of at least \$1,000,000; (b) Automobile Liability of at least \$1,000,000; (c) Professional Liability of at least \$1,500,000; (d) Workers Compensation complying with applicable statutory requirements; and (e) Excess/Umbrella Liability of at least \$5,000,000. We will add you as an additional insured to our Commercial General Liability and Automobile Liability policies, which will automatically add you as an additional insured to our Excess/Umbrella Liability policy as well. We will provide you with copies of certificates of insurance within 60 days of your written request.**

## SECTION H – GENERAL TERMS AND CONDITIONS

1. **Additional Products and Services.** You may purchase additional products and services at the rates set forth in the Investment Summary for twelve (12) months from the Effective Date by executing a mutually agreed addendum. If no rate is provided in the Investment Summary, or those twelve (12) months have expired, you may purchase additional products and services at our then-current list price, also by executing a mutually agreed addendum. The terms of this Agreement will control any such additional purchase(s), unless otherwise specifically provided in the addendum.
2. **Optional Items.** Pricing for any listed optional products and services in the Investment Summary will be valid for twelve (12) months from the Effective Date.
3. **Dispute Resolution.** You agree to provide us with written notice within thirty (30) days of becoming aware of a dispute. You agree to cooperate with us in trying to reasonably resolve all disputes, including, if requested by either party, appointing a senior representative to meet and engage in good faith negotiations with our appointed senior representative. Senior representatives will convene within thirty (30) days of the written dispute notice, unless otherwise agreed. All meetings and discussions between senior representatives will be deemed confidential settlement discussions not subject to disclosure under Federal Rule of Evidence 408, Texas Rule of Evidence 408, or any similar applicable Texas rule or statute. If we fail to resolve the dispute, then the parties shall participate in non-binding mediation in an effort to resolve the dispute. If the dispute remains unresolved after mediation, then either of us may assert our respective rights and remedies in a court of competent jurisdiction. Nothing in this section shall prevent you or us from seeking necessary or desired injunctive or mandamus relief during the dispute resolution procedures.
4. **Taxes.** The fees in the Investment Summary do not include any taxes, including, without limitation, sales, use, or excise tax. If you are a tax-exempt entity, you agree to provide us with a tax-exempt certificate. Otherwise, we will pay all applicable taxes to the proper authorities and you will reimburse us for such taxes. If you have a valid direct-pay permit, you agree to provide us with a copy. For clarity, we are responsible for paying our income taxes, both federal and state, as applicable, arising from our performance of this Agreement.
5. **Nondiscrimination.** We will not discriminate against any person employed or applying for employment concerning the performance of our responsibilities under this Agreement. This discrimination prohibition will apply to all matters of initial employment, tenure, and terms of employment, or otherwise with respect to any matter directly or indirectly relating to employment concerning race, color, religion, national origin, age, sex, sexual orientation, ancestry, disability that is unrelated to the individual's ability to perform the duties of a particular job or position, height, weight, marital status, or political affiliation. We will post, where appropriate, all notices related to nondiscrimination as may be required by applicable law.
6. **E-Verify.** We have complied, and will comply, with the E-Verify procedures administered by the U.S. Citizenship and Immigration Services Verification Division for all of our employees assigned to your project.
7. **Subcontractors.** We will not subcontract any services under this Agreement without your prior written consent, not to be unreasonably withheld.

8. Binding Effect; No Assignment. This Agreement shall be binding on the parties and shall be for the benefit of, either your or our successor(s) or permitted assign(s). Neither party may assign this Agreement without the prior written consent of the other party; provided, however, your consent is not required for an assignment by us as a result of a corporate reorganization, merger, acquisition, or purchase of substantially all of our assets.
9. Force Majeure. Except for your payment obligations, neither party will be liable for delays in performing its obligations under this Agreement to the extent that the delay is caused by Force Majeure; provided, however, that within ten (10) Business Days of the Force Majeure event, the party whose performance is delayed provides the other party with written notice explaining the cause and extent thereof, as well as a request for a reasonable time extension equal to the estimated duration of the Force Majeure event.
10. No Intended Third Party Beneficiaries. This Agreement is entered into solely for the benefit of you and us. No third party will be deemed a beneficiary of this Agreement, and no third party will have the right to make any claim or assert any right under this Agreement. This provision does not affect the rights of third parties under any Third Party Terms.
11. Entire Agreement; Amendment. This Agreement represents the entire agreement between you and us with respect to the subject matter hereof, and supersedes any prior agreements, understandings, and representations, whether written, oral, expressed, implied, or statutory. Purchase orders submitted by you, if any, are for your internal administrative purposes only, and the terms and conditions contained in those purchase orders will have no force or effect. This Agreement may only be modified by a written amendment signed by an authorized representative of each party.
12. Severability. If any term or provision of this Agreement is held invalid or unenforceable, the remainder of this Agreement will be considered valid and enforceable to the fullest extent permitted by applicable Texas law.
13. No Waiver. In the event that the terms and conditions of this Agreement are not strictly enforced by either party, such non-enforcement will not act as or be deemed to act as a waiver or modification of this Agreement, nor will such non-enforcement prevent such party from enforcing each and every term of this Agreement thereafter.
14. Independent Contractor. We are an independent contractor for all purposes under this Agreement.
15. Notices. All notices or communications required or permitted as a part of this Agreement, such as notice of an alleged material breach for a termination for cause or a dispute that must be submitted to dispute resolution, must be in writing (and sent only by hand-delivery, courier service delivery, or United States Postal Service mail [certified mail, return receipt requested] delivery), and will be deemed delivered upon the earlier of the following: (a) actual receipt by the receiving party; (b) upon receipt by sender of a certified mail, return receipt signed by an employee or agent of the receiving party; or (c) if not actually received, five (5) days after deposit with the United States Postal Service authorized mail center with proper postage (certified mail, return receipt requested) affixed and addressed to the other party at the address set forth on the signature page hereto or such other address as the party may have designated by proper notice. The consequences for the failure to receive a notice due to improper notification by the intended receiving party of a change in address will be borne by the intended receiving party.

16. Client Lists. You agree that we may identify you by name in client lists, marketing presentations, and promotional materials.
17. Confidentiality. Both parties recognize that their respective employees and agents, in the course of performance of this Agreement, may be exposed to confidential information and that disclosure of such information could violate rights to private individuals and entities, including the parties. Confidential information is nonpublic information that a reasonable person would believe to be confidential and includes, without limitation, personal identifying information (e.g., social security numbers) and trade secrets, each as defined by applicable state law. Each party agrees that it will not disclose any confidential information of the other party and further agrees to take all reasonable and appropriate action to prevent such disclosure by its employees or agents. The confidentiality covenants contained herein will survive the termination or cancellation of this Agreement. This obligation of confidentiality will not apply to information that:
- (a) is in the public domain, either at the time of disclosure or afterwards, except by breach of this Agreement by a party or its employees or agents;
  - (b) a party can establish by reasonable proof was in that party's possession at the time of initial disclosure;
  - (c) a party receives from a third party who has a right to disclose it to the receiving party; or
  - (d) is the subject of a legitimate disclosure request under the open records laws or similar applicable public disclosure laws governing this Agreement; provided, however, that in the event you receive an open records or other similar applicable request, you will give us prompt notice and otherwise perform the functions required by applicable law.
18. Quarantining of Client Data. Some services provided by Tyler require us to be in possession of your Data. In the event we detect malware or other conditions associated with your Data that are reasonably suspected of putting Tyler resources or other Tyler clients' data at risk, we reserve the absolute right to move your Data from its location within a multi-tenancy Tyler hosted environment to an isolated "quarantined" environment without advance notice. Your Data will remain in such quarantine for a period of at least six (6) months during which time we will review the Data, and all traffic associated with the Data, for signs of malware or other similar issues. If no issues are detected through such reviews during the six (6) month period of quarantine, we will coordinate with you the restoration of your Data to a non-quarantined environment. In the event your Data must remain in quarantine beyond this six (6) month period through no fault of Tyler's, we reserve the right to require payment of additional fees for the extended duration of quarantine. We will provide an estimate of what those costs will be upon your request.
19. Business License. In the event a local business license is required for us to perform services hereunder, you will promptly notify us and provide us with the necessary paperwork and/or contact information so that we may timely obtain such license.
20. Governing Law. This Agreement shall be interpreted pursuant to the law of the State of Texas, without giving effect to principles relating to conflicts of law or rules that would direct the application of the laws of another jurisdiction. Mandatory venue for any suit regarding or relating to this Agreement shall be in the County Court at Law of Panola County, Texas (said court having concurrent jurisdiction with the District Court of Panola County, Texas pursuant to Sections 25.0003 and 25.1852 of the Texas Government Code, and the active Local Rules for the 123<sup>rd</sup> Judicial District



Court and the County Court at Law of Panola County, Texas), or the appropriate United States District Court in Texas designated for said county.

21. Multiple Originals and Authorized Signatures. This Agreement may be executed in multiple originals, any of which will be independently treated as an original document. Any electronic, faxed, scanned, photocopied, or similarly reproduced signature on this Agreement or any amendment hereto will be deemed an original signature and will be fully enforceable as if an original signature. Each party represents to the other that the signatory set forth below is duly authorized to bind that party to this Agreement.
22. Cooperative Procurement. To the maximum extent permitted by applicable law, we agree that this Agreement may be used as a cooperative procurement vehicle by eligible jurisdictions. We reserve the right to negotiate and customize the terms and conditions set forth herein, including but not limited to pricing, to the scope and circumstances of that cooperative procurement.
23. Data & Insights Solution Terms. Your use of certain Tyler solutions includes Tyler's Data & Insights data platform. Your rights, and the rights of any of your end users, to use Tyler's Data & Insights data platform is subject to the Data & Insights SaaS Services Terms of Service, available at <https://www.tylertech.com/terms/data-insights-saas-services-terms-of-service>. By signing a Tyler Agreement or Order Form, or accessing, installing, or using any of the Tyler solutions listed at the linked terms, you certify that you have reviewed, understand, and agree to said terms.
24. Contract Documents. This Agreement includes the following exhibits:
 

Exhibit A	Investment Summary
Exhibit B	Invoicing and Payment Policy
	Schedule 1: Business Travel Policy
Exhibit C	Service Level Agreement
	Schedule 1: Support Call Process
Exhibit D	Third Party Terms (Reserved)
Exhibit E	Statement of Work
Exhibit F	Additional Agreed Provisions
25. Disentanglement. In connection with the termination of this Agreement for any reason, and only upon the execution of a mutually agreed change order or addendum, Tyler shall use commercially reasonable efforts to accomplish an adequate and timely transition from Tyler to the Client, or to any replacement providers designated by the Client (a "Disentanglement"). The parties shall reasonably cooperate during Disentanglement. Client shall reimburse Tyler for Disentanglement services provided by Tyler at Tyler's then-current rates, plus reasonable costs and expenses, as set forth in the parties' executed change order or addendum.
26. Compliance with Federal, State, and Local Regulations. Nothing in this Agreement shall be construed to alter or affect the continuing obligation of Tyler to comply with any applicable federal or Texas statute, rule, or regulation regarding the performance of this Agreement. The fees in the Investment Summary are based, in part, on the cost of compliance with applicable laws existing as of the time of the Effective Date. Should laws applicable to Tyler's performance under the Agreement change after the Effective Date, Tyler reserves the right to seek a change order for the additional work, time,

and/or cost that may be required to comply with the new law, ordinance, or regulation. Furthermore, the Parties expressly agree as follows regarding the following statutory matters:

- 26.1 Chapter 2271, Texas Government Code. Pursuant to Chapter 2271 of the Texas Government Code, relating in part to the statutory prohibition on contracts with companies boycotting Israel, Tyler agrees and verifies that it does not boycott Israel and will not boycott Israel during the term of this Agreement.
- 26.2 Other Statutory Matters. Prior to the approval of this Agreement by the Client, Tyler timely has submitted to the Client: (i) a properly executed Form CIQ/Conflicts of Interest Questionnaire pursuant to Chapter 176 of the Texas Local Government Code and other authority; and (ii) if applicable, a properly executed Form 1295/Texas Ethics Commission Certificate of Interested Parties pursuant to Section 2252.908 of the Texas Government Code and other authority.
27. Client Approval. This Agreement was approved by the Client pursuant to a recorded vote of the Commissioners Court of Panola County, Texas on April 25, 2023 at its public meeting conducted pursuant to Chapter 551 of the Texas Government Code, the Texas Open Meetings Act.
28. No Waiver of Governmental Immunities. Nothing in this Agreement is intended to waive any immunity enjoyed by Client under Texas law.

IN WITNESS WHEREOF, a duly authorized representative of each party has executed this Agreement as of the date(s) set forth below.

Tyler Technologies, Inc.

Panola County, TX

By: \_\_\_\_\_

By: \_\_\_\_\_

Name: \_\_\_\_\_

Name: \_\_\_\_\_

Title: \_\_\_\_\_

Title: \_\_\_\_\_

Date: \_\_\_\_\_

Date: \_\_\_\_\_

**Address for Notices:**

Tyler Technologies, Inc.  
One Tyler Drive  
Yarmouth, ME 04096  
Attention: Chief Legal Officer

**Address for Notices:**

Panola County, Texas  
Panola County Courthouse  
110 S Sycamore Street, Suite 213A  
Carthage, TX 75633-2543  
Attention: County Judge



## **Exhibit A**

### **Investment Summary**

The following Investment Summary details the software and services to be delivered by us to you under the Agreement. This Investment Summary is effective as of the Effective Date, despite any expiration date in the Investment Summary that may have lapsed as of the Effective Date. Capitalized terms not otherwise defined will have the meaning assigned to such terms in the Agreement. In the event of conflict between the Agreement and terms in the Comments section of this Investment Summary, the language in the Agreement will prevail.

*Tyler sales quotation to be inserted prior to Agreement execution.*

REMAINDER OF PAGE INTENTIONALLY LEFT BLANK



**Sales Quotation For:**

Panola County  
110 S Sycamore St Ste 213A  
Room 213A  
Carthage, TX 75633-2543  
Phone: +1 (903) 693-0391

Quoted By: Jon Phillips  
Quote Expiration: 3/12/23  
Quote Name: Panola County SaaS 2023

**Tyler Software**

Description	# of Years	Annual Fee
Records Management Software		
Recorder Base		
Full Seat License [5]		
eRecording		
Records Public Access		
Ecommerce		
EMarriage		
Fraud Guard		
Intelligent Redaction		
Historical Index		
Annual Fees		
SaaS FTP Services		

**TOTAL**

5 \$ 38,238



**Transaction Fees**

Transaction Fees	
Description	
Payments Core	
Vitals Access	\$ 0.00

**Professional Services**

Professional Services	
Description	Extended Price    Maintenance
<b>Records Management</b>	
Project Management	
Business Process Review	
Initial Software Installation	
Conversion	
UAT/Conversion Review	
Implementation	
Training	
Go Live	
Records Public Access Package	
eRecording	
Intelligent Redaction	
Fraud Guard	
Historical Index	
eCommerce	
eMarry	
Vitals Access Services	
Total Hours	362
<b>TOTAL</b>	<b>\$ 66,150       \$ 0</b>



Summary	One Time Fees	Recurring Fees
Total Tyler Software	\$ 0	\$ 0
Total Annual	\$ 0	\$ 38,238
Total Tyler Services	\$ 66,150	\$ 0
Total Third-Party Hardware, Software, Services	\$ 0	\$ 0
Summary Total	\$ 66,150	\$ 38,238
Contract Total	\$ 104,388	

Comments

Client agrees that items in this sales quotation are, upon Client's signature or approval of same, hereby added to the existing agreement ("Agreement") between the parties and subject to its terms. Additionally, payment for said items, as applicable but subject to any listed assumptions herein, shall conform to the following terms:

- License fees for Tyler and third party software are invoiced upon the earlier of (i) deliver of the license key or (ii) when Tyler makes such software available for download by the Client;
- Fees for hardware are invoiced upon delivery;
- Fees for year one of hardware maintenance are invoiced upon delivery of the hardware;

- Annual Maintenance and Support fees, SaaS fees, Hosting fees, and Subscription fees are first payable when Tyler makes the software available for download by the Client (for Maintenance) or on the first day of the month following the date this quotation was signed (for SaaS, Hosting, and Subscription), and any such fees are prorated to align with the applicable term under the Agreement, with renewals invoiced annually thereafter in accord with the Agreement.
- Fees for services included in this sales quotation shall be invoiced as indicated below.
  - o Implementation and other professional services fees shall be invoiced as delivered.
  - o Fixed-fee Business Process Consulting services shall be invoiced 50% upon delivery of the Best Practice Recommendations, by module, and 50% upon delivery of custom desktop procedures, by module.
  - o Fixed-fee conversions are invoiced 50% upon initial delivery of the converted data, by conversion option, and 50% upon Client acceptance to load the converted data into Live/Production environment, by conversion option. Where conversions are quoted as estimated, Tyler will invoice Client the actual services delivered on a time and materials basis.
  - o Except as otherwise provided, other fixed price services are invoiced upon complete delivery of the service. For the avoidance of doubt, where "Project Planning Services" are provided, payment shall be invoiced upon delivery of the Implementation Planning document. Dedicated Project Management services, if any, will be invoiced monthly in arrears, beginning on the first day of the month immediately following initiation of project planning.
  - o If Client has purchased any change management services, those services will be invoiced in accordance with the Agreement.
  - o Notwithstanding anything to the contrary stated above, the following payment terms shall apply to services fees specifically for migrations: Tyler will invoice Client 50% of any Migration Fees listed above upon Client approval of the product suite migration schedule. The remaining 50%, by line item, will be billed upon the go-live of the applicable product suite. Tyler will invoice Client for any Project Management Fees listed above upon the go-live of the first product suite.
- Expenses associated with onsite services are invoiced as incurred.
- Travel Expenses will be billed as incurred according to Tyler's standard business travel policy.



## Exhibit B

### Invoicing and Payment Policy

We will provide you with the software and services set forth in the Investment Summary of the Agreement. Capitalized terms not otherwise defined will have the meaning assigned to such terms in the Agreement.

**Invoicing:** We will invoice you for the applicable software and services in the Investment Summary as set forth below. Your rights to dispute any invoice are set forth in the Agreement.

1. **SaaS Fees.** SaaS Fees are invoiced on an annual basis, beginning on the commencement of the initial term as set forth in Section F (1) of this Agreement. Your annual SaaS fees for the initial term are set forth in the Investment Summary. Upon expiration of the initial term, your annual SaaS fees will be at our then-current rates.
2. **Other Tyler Software and Services.**
  - 2.1 *VPN Device:* The fee for the VPN device, if any, will be invoiced upon installation of the VPN.
  - 2.2 *Implementation and Other Professional Services (including training):* Implementation and other professional services (including training) are billed and invoiced as delivered, at the rates set forth in the Investment Summary.
  - 2.3 *Consulting Services:* If you have purchased any Business Process Consulting services, if they have been quoted as fixed-fee services, they will be invoiced 50% upon your acceptance of the Best Practice Recommendations, by module, and 50% upon your acceptance of custom desktop procedures, by module. If you have purchased any Business Process Consulting services and they are quoted as an estimate, then we will bill you the actual services delivered on a time and materials basis.
  - 2.4 *Conversions:* Fixed-fee conversions are invoiced 50% upon initial delivery of the converted Data, by conversion option, and 50% upon Client acceptance to load the converted Data into Live/Production environment, by conversion option. Where conversions are quoted as estimated, we will bill you the actual services delivered on a time and materials basis.
  - 2.5 *Requested Modifications to the Tyler Software:* Requested modifications to the Tyler Software are invoiced 50% upon delivery of specifications and 50% upon delivery of the applicable modification. You must report any failure of the modification to conform to the specifications within thirty (30) days of delivery; otherwise, the modification will be deemed to be in compliance with the specifications after the 30-day window has passed. You may still report Defects to us as set forth in this Agreement.

- 2.6 *Other Fixed Price Services*: Other fixed price services are invoiced as delivered, at the rates set forth in the Investment Summary. For the avoidance of doubt, where “Project Planning Services” are provided, payment will be due upon delivery of the Implementation Planning document. Dedicated Project Management services, if any, will be billed monthly in arrears, beginning on the first day of the month immediately following initiation of project planning.
- 2.7 *Annual Services*: Unless otherwise indicated in this Exhibit B, fees for annual services, if any, are due annually, in advance, commencing on the availability of the service. Your annual fees for the initial term are set forth in the Investment Summary. Upon expiration of the initial term, your annual fees will be at our then-current rates.
3. Third Party Products.
- 3.1 *Third Party Software License Fees*: License fees for Third Party Software, if any, are invoiced when we make it available to you for downloading.
- 3.2 *Third Party Software Maintenance*: The first year maintenance for the Third Party Software is invoiced when we make it available to you for downloading.
- 3.3 *Third Party Hardware*: Third Party Hardware costs, if any, are invoiced upon delivery.
- 3.4 *Third Party Services*: Fees for Third Party Services, if any, are invoiced as delivered, along with applicable expenses, at the rates set forth in the Investment Summary. For the avoidance of doubt, Finite Matters will invoice Client directly for any services fees for Pattern Stream.
- 3.5 *Third Party SaaS*: Third Party SaaS Services fees, if any, are invoiced annually, in advance, commencing with availability of the respective Third Party SaaS Services. Pricing for the first year of Third Party SaaS Services is indicated in the Investment Summary. Pricing for subsequent years will be at the respective third party’s then-current rates.
4. Transaction Fees. Unless paid directly by an end user at the time of transaction, per transaction (call, message, etc.) fees are invoiced on a quarterly basis. Fees are indicated in the Investment Summary and may be increased by Tyler upon notice of no less than thirty (30) days.
5. Expenses. The service rates in the Investment Summary do not include travel expenses. Expenses for Tyler delivered services will be billed as incurred and only in accordance with our then-current Business Travel Policy, plus a 10% travel agency processing fee. Our current Business Travel Policy is attached to this Exhibit B as Schedule 1. Copies of receipts will be provided upon request; we reserve the right to charge you an administrative fee depending on the extent of your requests. Receipts for miscellaneous items less than twenty-five dollars and mileage logs are not available.

**Payment.** Payment for undisputed invoices is due within forty-five (45) days of the invoice date. We prefer to receive payments electronically. Our electronic payment information is available by contacting [AR@tylertech.com](mailto:AR@tylertech.com).





**Exhibit B**  
**Schedule 1**  
**Business Travel Policy**

**1. Air Travel**

**A. Reservations & Tickets**

The Travel Management Company (TMC) used by Tyler will provide an employee with a direct flight within two hours before or after the requested departure time, assuming that flight does not add more than three hours to the employee's total trip duration and the fare is within \$100 (each way) of the lowest logical fare. If a net savings of \$200 or more (each way) is possible through a connecting flight that is within two hours before or after the requested departure time and that does not add more than three hours to the employee's total trip duration, the connecting flight should be accepted.

Employees are encouraged to make advanced reservations to take full advantage of discount opportunities. Employees should use all reasonable efforts to make travel arrangements at least two (2) weeks in advance of commitments. A seven (7) day advance booking requirement is mandatory. When booking less than seven (7) days in advance, management approval will be required.

Except in the case of international travel where a segment of continuous air travel is six (6) or more consecutive hours in length, only economy or coach class seating is reimbursable. Employees shall not be reimbursed for "Basic Economy Fares" because these fares are non-refundable and have many restrictions that outweigh the cost-savings.

**B. Baggage Fees**

Reimbursement of personal baggage charges are based on trip duration as follows:

- Up to five (5) days = one (1) checked bag
- Six (6) or more days = two (2) checked bags

Baggage fees for sports equipment are not reimbursable.

## 2. Ground Transportation

### A. Private Automobile

Mileage Allowance – Business use of an employee's private automobile will be reimbursed at the current IRS allowable rate, plus out of pocket costs for tolls and parking. Mileage will be calculated by using the employee's office as the starting and ending point, in compliance with IRS regulations. Employees who have been designated a home office should calculate miles from their home.

### B. Rental Car

Employees are authorized to rent cars only in conjunction with air travel when cost, convenience, and the specific situation reasonably require their use. When renting a car for Tyler business, employees should select a "mid-size" or "intermediate" car. "Full" size cars may be rented when three or more employees are traveling together. Tyler carries leased vehicle coverage for business car rentals; except for employees traveling to Alaska and internationally (excluding Canada), additional insurance on the rental agreement should be declined.

### C. Public Transportation

Taxi or airport limousine services may be considered when traveling in and around cities or to and from airports when less expensive means of transportation are unavailable or impractical. The actual fare plus a reasonable tip (15-18%) are reimbursable. In the case of a free hotel shuttle to the airport, tips are included in the per diem rates and will not be reimbursed separately.

### D. Parking & Tolls

When parking at the airport, employees must use longer term parking areas that are measured in days as opposed to hours. Park and fly options located near some airports may also be used. For extended trips that would result in excessive parking charges, public transportation to/from the airport should be considered. Tolls will be reimbursed when receipts are presented.

## 3. Lodging

Tyler's TMC will select hotel chains that are well established, reasonable in price, and conveniently located in relation to the traveler's work assignment. Typical hotel chains include Courtyard, Fairfield Inn, Hampton Inn, and Holiday Inn Express. If the employee has a discount rate with a local hotel, the hotel reservation should note that discount and the employee should confirm the lower rate with the hotel upon arrival. Employee memberships in travel clubs such as AAA should be noted in their travel profiles so that the employee can take advantage of any lower club rates.

"No shows" or cancellation fees are not reimbursable if the employee does not comply with the hotel's cancellation policy.

Tips for maids and other hotel staff are included in the per diem rate and are not reimbursed separately.

Employees are not authorized to reserve non-traditional short-term lodging, such as Airbnb, VRBO, and HomeAway. Employees who elect to make such reservations shall not be reimbursed.

#### 4. Meals and Incidental Expenses

Employee meals and incidental expenses while on travel status within the continental U.S. are in accordance with the federal per diem rates published by the General Services Administration. Incidental expenses include tips to maids, hotel staff, and shuttle drivers and other minor travel expenses. Per diem rates are available at [www.gsa.gov/perdiem](http://www.gsa.gov/perdiem).

Per diem for Alaska, Hawaii, U.S. protectorates and international destinations are provided separately by the Department of State and will be determined as required.

##### A. Overnight Travel

For each full day of travel, all three meals are reimbursable. Per diems on the first and last day of a trip are governed as set forth below.

##### Departure Day

Depart before 12:00 noon

Lunch and dinner

Depart after 12:00 noon

Dinner

##### Return Day

Return before 12:00 noon

Breakfast

Return between 12:00 noon & 7:00 p.m.

Breakfast and lunch

Return after 7:00 p.m.\*

Breakfast, lunch and dinner

\*7:00 p.m. is defined as direct travel time and does not include time taken to stop for dinner.

The reimbursement rates for individual meals are calculated as a percentage of the full day per diem as follows:

Breakfast	15%
Lunch	25%
Dinner	60%

##### B. Same Day Travel

Employees traveling at least 100 miles to a site and returning in the same day are eligible to claim lunch on an expense report. Employees on same day travel status are eligible to claim dinner in the event they return home after 7:00 p.m.\*

\*7:00 p.m. is defined as direct travel time and does not include time taken to stop for dinner.

## 5. Internet Access – Hotels and Airports

Employees who travel may need to access their e-mail at night. Many hotels provide free high speed internet access and Tyler employees are encouraged to use such hotels whenever possible. If an employee's hotel charges for internet access it is reimbursable up to \$10.00 per day. Charges for internet access at airports are not reimbursable.

## 6. International Travel

All international flights with the exception of flights between the U.S. and Canada should be reserved through TMC using the "lowest practical coach fare" with the exception of flights that are six (6) or more consecutive hours in length. In such event, the next available seating class above coach shall be reimbursed.

When required to travel internationally for business, employees shall be reimbursed for photo fees, application fees, and execution fees when obtaining a new passport book, but fees related to passport renewals are not reimbursable. Visa application and legal fees, entry taxes and departure taxes are reimbursable.

The cost of vaccinations that are either required for travel to specific countries or suggested by the U.S. Department of Health & Human Services for travel to specific countries, is reimbursable.

Section 4, Meals & Incidental Expenses, and Section 2.b., Rental Car, shall apply to this section.





## Exhibit C

### Service Level Agreement

#### I. Agreement Overview

This SLA operates in conjunction with, and does not supersede or replace any part of, the Agreement. It outlines the information technology service levels that we will provide to you to ensure the availability of the application services that you have requested us to provide. This SLA does not apply to any Third Party SaaS Services. All other support services are documented in the Support Call Process.

**II. Definitions.** Except as defined below, all defined terms have the meaning set forth in the Agreement.

*Actual Attainment:* The percentage of time the Tyler Software is available during a calendar quarter, calculated as follows:  $(\text{Service Availability} - \text{Downtime}) \div \text{Service Availability}$ .

*Client Error Incident:* Any service unavailability resulting from your applications, content or equipment, or the acts or omissions of any of your service users or third-party providers over whom we exercise no control.

*Downtime:* Those minutes during Service Availability, as defined below, when all users cannot launch, login, search or save primary data in the Tyler Software. Downtime does not include those instances in which only a Defect is present.

*Emergency Maintenance:* (1) maintenance that is required to patch a critical security vulnerability; (2) maintenance that is required to prevent an imminent outage of Service Availability; or (3) maintenance that is mutually agreed upon in writing by Tyler and the Client.

*Planned Downtime:* Downtime that occurs during a Standard or Emergency Maintenance window.

*Service Availability:* The total number of minutes in a calendar quarter that the Tyler Software is capable of receiving, processing, and responding to requests, excluding Planned Downtime, Client Error Incidents, denial of service attacks and Force Majeure.

*Standard Maintenance:* Routine maintenance to the Tyler Software and infrastructure. Standard Maintenance is limited to five (5) hours per week.

#### III. Service Availability

##### a. Your Responsibilities

Whenever you experience Downtime, you must make a support call according to the procedures outlined in the Support Call Process. You will receive a support case number.

##### b. Our Responsibilities

When our support team receives a call from you that Downtime has occurred or is occurring, we will work with you to identify the cause of the Downtime (including whether it may be the result of Planned

Downtime, a Client Error Incident, Denial of Service attack or Force Majeure). We will also work with you to resume normal operations.

c. Client Relief

Our targeted Attainment Goal is 100%. You may be entitled to credits as indicated in the Client Relief Schedule found below. Your relief credit is calculated as a percentage of the SaaS fees paid for the calendar quarter.

In order to receive relief credits, you must submit a request through one of the channels listed in our Support Call Process within fifteen (15) days of the end of the applicable quarter. We will respond to your relief request within thirty (30) days of receipt.

The total credits confirmed by us will be applied to the SaaS Fee for the next billing cycle. Issuing of such credit does not relieve us of our obligations under the Agreement to correct the problem which created the service interruption.

Client Relief Schedule	
Actual Attainment	Client Relief
99.99% - 98.00%	Remedial action will be taken
97.99% - 95.00%	4%
Below 95.00%	5%

#### IV. Maintenance Notifications

We perform Standard Maintenance during limited windows that are historically known to be reliably low-traffic times. If and when maintenance is predicted to occur during periods of higher traffic, we will provide advance notice of those windows and will coordinate to the greatest extent possible with you.

Not all maintenance activities will cause application unavailability. However, if Tyler anticipates that activities during a Standard or Emergency Maintenance window may make the Tyler Software unavailable, we will provide advance notice, as reasonably practicable that the Tyler Software will be unavailable during the maintenance window.



## Exhibit C Schedule 1 Support Call Process

### Support Channels

Tyler Technologies, Inc. provides the following channels of software support for authorized users\*:

- (1) On-line submission (portal) – for less urgent and functionality-based questions, users may create support incidents through the Tyler Customer Portal available at the Tyler Technologies website. A built-in Answer Panel provides users with resolutions to most “how-to” and configuration-based questions through a simplified search interface with machine learning, potentially eliminating the need to submit the support case.
- (2) Email – for less urgent situations, users may submit emails directly to the software support group.
- (3) Telephone – for urgent or complex questions, users receive toll-free, telephone software support.

*\* Channel availability may be limited for certain applications.*

### Support Resources

A number of additional resources are available to provide a comprehensive and complete support experience:

- (1) Tyler Website – [www.tylertech.com](http://www.tylertech.com) – for accessing client tools, documentation, and other information including support contact information.
- (2) Tyler Search -a knowledge based search engine that lets you search multiple sources simultaneously to find the answers you need, 24x7.
- (3) Tyler Community –provides a venue for all Tyler clients with current maintenance agreements to collaborate with one another, share best practices and resources, and access documentation.
- (4) Tyler University – online training courses on Tyler products.

### Support Availability

Tyler Technologies support is available during the local business hours of 8 AM to 5 PM (Monday – Friday) across four US time zones (Pacific, Mountain, Central and Eastern). Tyler’s holiday schedule is outlined below. There will be no support coverage on these days.

New Year’s Day	Labor Day
Martin Luther King, Jr. Day	Thanksgiving Day
Memorial Day	Day after Thanksgiving
Independence Day	Christmas Day

For support teams that provide after-hours service, we will provide you with procedures for contacting support staff after normal business hours for reporting Priority Level 1 Defects only. Upon receipt of



such a Defect notification, we will use commercially reasonable efforts to meet the resolution targets set forth below.

We will also make commercially reasonable efforts to be available for one pre-scheduled Saturday of each month to assist your IT staff with applying patches and release upgrades, as well as consulting with them on server maintenance and configuration of the Tyler Software environment.

## **Incident Handling**

### *Incident Tracking*

Every support incident is logged into Tyler's Customer Relationship Management System and given a unique case number. This system tracks the history of each incident. The case number is used to track and reference open issues when clients contact support. Clients may track incidents, using the case number, through Tyler's Customer Portal or by calling software support directly.

### *Incident Priority*

Each incident is assigned a priority level, which corresponds to the Client's needs. Tyler and the Client will reasonably set the priority of the incident per the chart below. This chart is not intended to address every type of support incident, and certain "characteristics" may or may not apply depending on whether the Tyler software has been deployed on customer infrastructure or the Tyler cloud. The goal is to help guide the Client towards clearly understanding and communicating the importance of the issue and to describe generally expected response and resolution targets in the production environment only.

References to a "confirmed support incident" mean that Tyler and the Client have successfully validated the reported Defect/support incident.

Priority Level	Characteristics of Support Incident	Resolution Targets*
1 Critical	Support incident that causes (a) complete application failure or application unavailability; (b) application failure or unavailability in one or more of the client's remote location; or (c) systemic loss of multiple essential system functions.	Tyler shall provide an initial response to Priority Level 1 incidents within one (1) business hour of receipt of the incident. Once the incident has been confirmed, Tyler shall use commercially reasonable efforts to resolve such support incidents or provide a circumvention procedure within one (1) Business Day. For non-hosted customers, Tyler's responsibility for lost or corrupted data is limited to assisting the Client in restoring its last available database.

Priority Level	Characteristics of Support Incident	Resolution Targets*
2 High	Support incident that causes (a) repeated, consistent failure of essential functionality affecting more than one user or (b) loss or corruption of data.	Tyler shall provide an initial response to Priority Level 2 incidents within four (4) business hours of receipt of the incident. Once the incident has been confirmed, Tyler shall use commercially reasonable efforts to resolve such support incidents or provide a circumvention procedure within ten (10) Business Days. For non-hosted customers, Tyler's responsibility for loss or corrupted data is limited to assisting the Client in restoring its last available database.
3 Medium	Priority Level 1 incident with an existing circumvention procedure, or a Priority Level 2 incident that affects only one user or for which there is an existing circumvention procedure.	Tyler shall provide an initial response to Priority Level 3 incidents within one (1) Business Day of receipt of the incident. Once the incident has been confirmed, Tyler shall use commercially reasonable efforts to resolve such support incidents without the need for a circumvention procedure with the next published maintenance update or service pack, which shall occur at least quarterly. For non-hosted customers, Tyler's responsibility for lost or corrupted data is limited to assisting the Client in restoring its last available database.
4 Non-critical	Support incident that causes failure of non-essential functionality or a cosmetic or other issue that does not qualify as any other Priority Level.	Tyler shall provide an initial response to Priority Level 4 incidents within two (2) Business Days of receipt of the incident. Once the incident has been confirmed, Tyler shall use commercially reasonable efforts to resolve such support incidents, as well as cosmetic issues, with a future version release.

*\*Response and Resolution Targets may differ by product or business need*

### *Incident Escalation*

If Tyler is unable to resolve any priority level 1 or 2 defect as listed above or the priority of an issue has elevated since initiation, you may escalate the incident to the appropriate resource, as outlined by each product support team. The corresponding resource will meet with you and any Tyler staff to establish a mutually agreeable plan for addressing the defect.

### *Remote Support Tool*

Some support calls may require further analysis of the Client's database, processes or setup to diagnose a problem or to assist with a question. Tyler will, at its discretion, use an industry-standard remote support tool. Tyler's support team must have the ability to quickly connect to the Client's system and view the site's setup, diagnose problems, or assist with screen navigation. More information about the remote support tool Tyler uses is available upon request.



**Exhibit D**  
**Third Party Terms**

Reserved.

REMAINDER OF PAGE INTENTIONALLY LEFT BLANK



**Exhibit E**  
**Statement of Work**

*Statement of Work to be inserted prior to Agreement execution.*

REMAINDER OF PAGE INTENTIONALLY LEFT BLANK

# Panola County

SOW from Tyler Technologies, Inc.

**11/4/2022**

Presented to:  
Bobbie Davis  
110 Sycamore St  
Carthage, Texas 75633

Contact:  
Jon Phillips  
Email: [Jon.Phillips@TylerTech.com](mailto:Jon.Phillips@TylerTech.com)  
One Tyler Way, Moraine, OH 45439



# Table of Contents

<b>PART 1: EXECUTIVE SUMMARY .....</b>	<b>1</b>
<b>1. Project Overview .....</b>	<b>1</b>
1.1 Introduction .....	1
1.2 Project Goals .....	1
1.3 Methodology .....	1
<b>PART 2: PROJECT FOUNDATION.....</b>	<b>3</b>
<b>2. Project Governance .....</b>	<b>3</b>
<b>3. Project Scope Control .....</b>	<b>4</b>
3.1 Managing Scope and Project Change.....	4
3.2 Change Control .....	4
3.3 Change Request Management .....	4
<b>4. Acceptance Process .....</b>	<b>6</b>
<b>5. Roles and Responsibilities .....</b>	<b>6</b>
5.1 Tyler Roles & Responsibilities.....	6
5.1.1 Tyler Executive Manager .....	7
5.1.2 Tyler Implementation Manager .....	7
5.1.3 Tyler Project Manager.....	7
5.1.4 Tyler Implementation Consultant .....	8
5.1.5 Tyler Sales .....	8
5.1.6 Tyler Technical Services .....	8
5.2 County Roles & Responsibilities .....	9
5.2.1 County Executive Sponsor .....	9
5.2.2 County Steering Committee .....	9
5.2.3 County Project Manager .....	9
5.2.4 County Functional Leads .....	11
5.2.5 County Power Users .....	11
5.2.6 County End Users .....	12
5.2.7 County Technical Lead .....	12
5.2.8 County Change Management Lead .....	12
<b>PART 3: PROJECT PLAN.....</b>	<b>13</b>
<b>6. Project Stages.....</b>	<b>13</b>
6.1 Initiate and Plan.....	14
6.1.1 Initial Coordination .....	14
6.1.2 Project/Phase Planning .....	15
6.1.3 Infrastructure Planning .....	16

6.1.4	Stakeholder Meeting .....	17
6.1.5	Intentionally left blank. ....	18
6.1.6	Control Point 1: Initiate & Plan Stage Acceptance .....	18
6.2	Assess & Define .....	18
6.2.1	Solution Orientation .....	18
6.2.2	Current & Future State Analysis .....	19
6.2.3	Conversion Assessment .....	20
6.2.4	Intentionally left blank. ....	21
6.2.5	Intentionally left blank. ....	21
6.2.6	Control Point 2: Assess & Define Stage Acceptance .....	21
6.3	Prepare Solution .....	22
6.3.1	Initial System Deployment .....	22
6.3.2	Configuration .....	23
6.3.3	Process Refinement .....	24
6.3.4	Conversion Delivery .....	26
6.3.5	Intentionally left blank. ....	27
6.3.6	Intentionally left blank. ....	27
6.3.7	Control Point 3: Prepare Solution Stage Acceptance .....	27
6.4	Production Readiness .....	28
6.4.1	Solution Validation .....	28
6.4.2	Go-Live Readiness .....	29
6.4.3	End User Training .....	30
6.4.4	Control Point 4: Production Readiness Stage Acceptance .....	31
6.5	Production .....	31
6.5.1	Go-Live .....	31
6.5.2	Transition to Client Services .....	33
6.5.3	Post Go-Live Activities .....	34
6.5.4	Control Point 5: Production Stage Acceptance .....	34
6.6	Close .....	35
6.6.1	Phase Closeout .....	35
6.6.2	Project Closeout .....	36
6.6.3	Control Point 6: Close Stage Acceptance .....	37
<b>7.</b>	<b>General Assumptions .....</b>	<b>37</b>
7.1	Project .....	37
7.2	Organizational Change Management .....	38
7.3	Resources and Scheduling .....	38
7.4	Data .....	38
7.5	Facilities .....	39
<b>8.</b>	<b>Glossary .....</b>	<b>40</b>
<b>PART 4:</b>	<b>APPENDICES .....</b>	<b>43</b>
<b>9.</b>	<b>Conversion .....</b>	<b>43</b>
9.1	Records Conversion Specification .....	43

9.1.1	Providing Data .....	43
9.1.2	Images .....	43
9.1.3	Redactions .....	44
9.1.4	Annotations .....	45
<b>10.</b>	<b>Additional Appendices .....</b>	<b>49</b>
10.1	Intentionally left blank. ....	49
<b>11.</b>	<b>Project Timeline .....</b>	<b>1</b>
11.1	Sample Records ManagementTimeline .....	1

# Part 1: Executive Summary

## 1. Project Overview

### 1.1 Introduction

Tyler Technologies (“Tyler”) is the largest and most established provider of integrated software and technology services focused solely on the public sector. Tyler’s end-to-end solutions empower public sector entities including local, state, provincial and federal government, to operate more efficiently and connect more transparently with their constituents and with each other. By connecting data and processes across disparate systems, Tyler’s solutions transform how clients gain actionable insights that solve problems in their communities.

### 1.2 Project Goals

This Statement of Work (“SOW”) documents the methodology, implementation stages, activities, and roles and responsibilities, and project scope listed in the Investment Summary of the Agreement between Tyler and the County (collectively the “Project”).

The overall goals of the project are to:

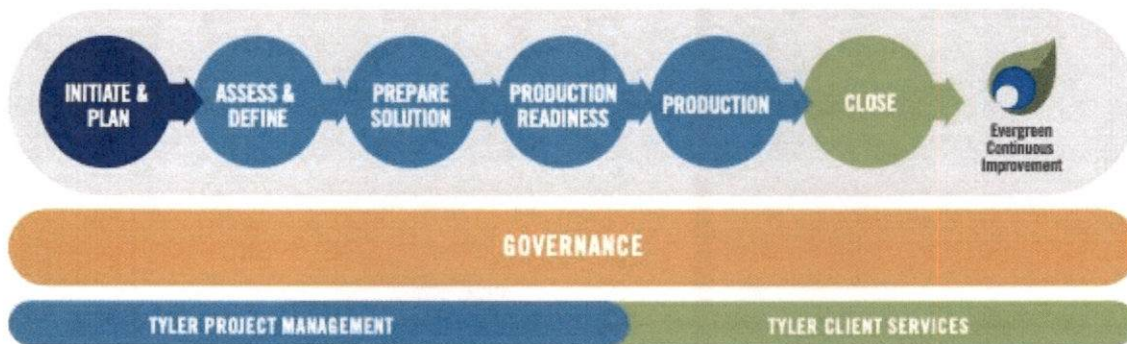
- Successfully implement the contracted scope on time and on budget
- Increase operational efficiencies and empower users to be more productive
- Improve accessibility and responsiveness to external and internal customer needs
- Overcome current challenges and meet future goals
- Streamlining business processes through automation, integration, and workflows
- Provide a single, comprehensive, and integrated solution to manage business functions
- Provide a user-friendly user interface to promote system use and productivity
- Eliminate redundant data entry

### 1.3 Methodology

This is accomplished by the County and Tyler working as a partnership and Tyler utilizing its depth of implementation experience. While each Project is unique, all will follow Tyler’s six-stage methodology. Each of the six stages is comprised of multiple work packages, and each work package includes a narrative description, objectives, tasks, inputs, outputs/deliverables, assumptions, and a responsibility matrix.

Tailored specifically for Tyler’s public sector clients, the project methodology contains Stage Acceptance Control Points throughout each Phase to ensure adherence to scope, budget, timeline controls, effective communications, and quality standards. Clearly defined, the project methodology repeats consistently across Phases, and is scaled to meet the County’s complexity and organizational needs.

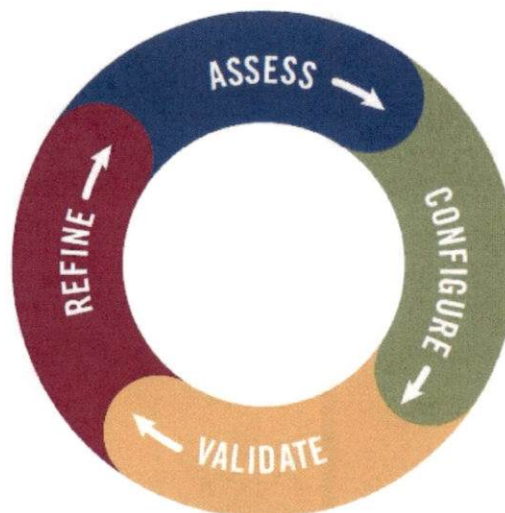
## Tyler's Six Stage Project Methodology



The methodology adapts to both single-phase and multiple-phase projects.

To achieve Project success, it is imperative that both the County and Tyler commit to including the necessary leadership and governance. During each stage of the Project, it is expected that the County and Tyler Project teams work collaboratively to complete tasks. An underlying principle of Tyler's Implementation process is to employ an iterative model where the County's business processes are assessed, configured, validated, and refined cyclically in line with the project budget. This approach is used in multiple stages and work packages as illustrated in the graphic below.

## Iterative Project Model



The delivery approach is systematic, which reduces variability and mitigates risks to ensure Project success. As illustrated, some stages, along with work packages and tasks, are intended to be overlapping by nature to complete the Project efficiently and effectively.



# Part 2: Project Foundation

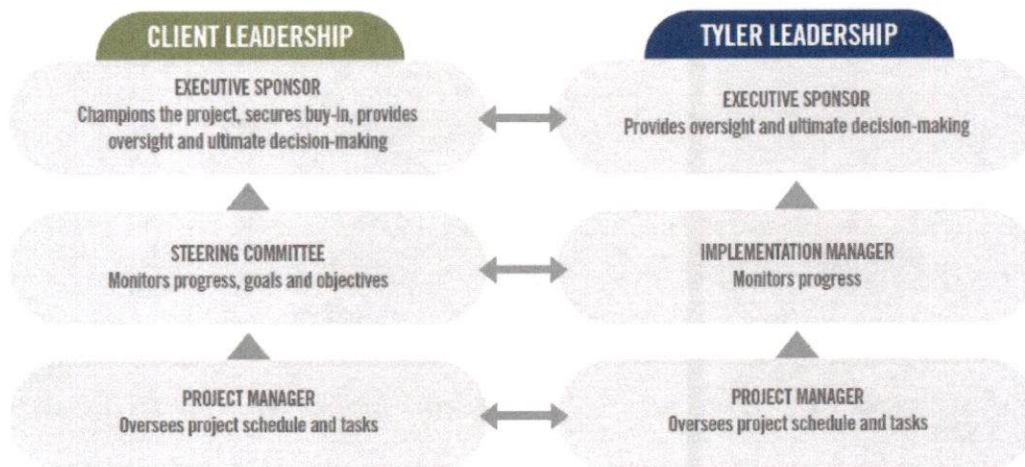
## 2. Project Governance

Project governance is the management framework within which Project decisions are made. The role of Project governance is to provide a decision-making approach that is logical, robust, and repeatable. This allows organizations to have a structured approach for conducting its daily business in addition to project related activities.

This section outlines the resources required to meet the business needs, objectives, and priorities for the Project, communicate the goals to other Project participants, and provide support and guidance to accomplish these goals. Project governance defines the structure for escalation of issues and risks, Change Control review and authority, and Organizational Change Management activities. Throughout the Statement of Work Tyler has provided RACI Matrices for activities to be completed throughout the implementation which will further outline responsibilities of different roles in each stage. Further refinement of the governance structure, related processes, and specific roles and responsibilities occurs during the Initiate & Plan Stage.

The chart below illustrates an overall team perspective where Tyler and the County collaborate to resolve Project challenges according to defined escalation paths. If project managers do not possess authority to determine a solution, resolve an issue, or mitigate a risk, Tyler implementation management and the County Steering Committee become the escalation points to triage responses prior to escalation to the County and Tyler executive sponsors. As part of the escalation process, each Project governance tier presents recommendations and supporting information to facilitate knowledge transfer and issue resolution. The County and Tyler executive sponsors serve as the final escalation point.

### Project Governance Relationships



### 3. Project Scope Control

#### 3.1 Managing Scope and Project Change

Project Management governance principles contend that there are three connected constraints on a Project: budget, timeline, and scope. These constraints, known as the “triple constraints” or project management triangle, define budget in terms of financial cost, labor costs, and other resource costs. Scope is defined as the work performed to deliver a product, service or result with the specified features and functions, while time is simply defined as the schedule. The Triple Constraint theory states that if you change one side of the triangle, the other two sides must be correspondingly adjusted. For example, if the scope of the Project is increased, cost and time to complete will also need to increase. The Project and executive teams will need to remain cognizant of these constraints when making impactful decisions to the Project. A simple illustration of this triangle is included here, showing the connection of each item and their relational impact to the overall Scope.



A pillar of any successful project is the ability to properly manage scope while allowing the appropriate level of flexibility to incorporate approved changes. Scope and changes within the project will be managed using the change control process outlined in the following section.

#### 3.2 Change Control

It may become necessary to change the scope of this Project due to unforeseeable circumstances (e.g., new constraints or opportunities are discovered). This Project is being undertaken with the understanding that Project scope, schedule, and/or cost may need to change to produce optimal results for stakeholders. Changes to contractual requirements will follow the change control process specified in the final contract, and as described below.

#### 3.3 Change Request Management

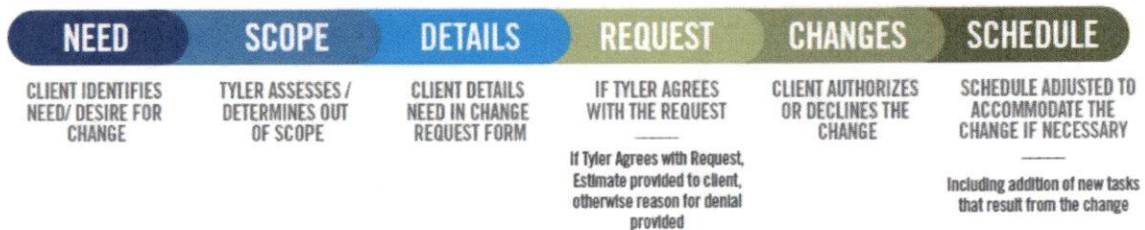
Should the need for a change to Project scope, schedule, and/or cost be identified during the Project, the change will be brought to the attention of the Steering Committee and an assessment of the change will occur. While such changes may result in additional costs and delays relative to the schedule, some changes may result in less cost to the County; for example, the County may decide it no longer needs a deliverable originally defined in the Project. The Change Request will include the following information:



- The nature of the change.
- A good faith estimate of the additional cost or associated savings to the County, if any.
- The timetable for implementing the change.
- The effect on and/or risk to the schedule, resource needs or resource responsibilities.

The County will use its good faith efforts to either approve or disapprove any Change Request within ten (10) Business Days (or other period as mutually agreeable between Tyler and the County). Any changes to the Project scope, budget, or timeline must be documented and approved in writing using a Change Request form. These changes constitute a formal amendment to the Statement of Work and will supersede any conflicting term in the Statement of Work.

## Change Request Process



## 4. Acceptance Process

The implementation of a Project involves many decisions to be made throughout its lifecycle. Decisions will vary from higher level strategy decisions to smaller, detailed Project level decisions. It is critical to the success of the Project that each County office or department designates specific individuals for making decisions on behalf of their offices or departments.

Both Tyler and the County will identify representative project managers. These individuals will represent the interests of all stakeholders and serve as the primary contacts between the two organizations.

The coordination of gaining County feedback and approval on Project deliverables will be critical to the success of the Project. The County project manager will strive to gain deliverable and decision approvals from all authorized County representatives. Given that the designated decision-maker for each department may not always be available, there must be a designated proxy for each decision point in the Project. Assignment of each proxy will be the responsibility of the leadership from each County department. The proxies will be named individuals that have the authorization to make decisions on behalf of their department.

The following process will be used for accepting Deliverables and Control Points:

- The County shall have five (5) business days from the date of delivery, or as otherwise mutually agreed upon by the parties in writing, to accept each Deliverable or Control Point. If the County does not provide acceptance or acknowledgement within five (5) business days, or the otherwise agreed upon timeframe, not to be unreasonably withheld, Tyler deems the Deliverable or Control Point as accepted.
- If the County does not agree the Deliverable or Control Point meets requirements, the County shall notify Tyler project manager(s), in writing, with reasoning within five (5) business days, or the otherwise agreed-upon timeframe, not to be unreasonably withheld, of receipt of the Deliverable.
- Tyler shall address any deficiencies and redeliver the Deliverable or Control Point. The County shall then have two (2) business days from receipt of the redelivered Deliverable or Control Point to accept or again submit written notification of reasons for rejecting the milestone. If the County does not provide acceptance within two (2) business days, or the otherwise agreed upon timeframe, not to be unreasonably withheld, Tyler deems the Deliverable or Control Point as accepted.

## 5. Roles and Responsibilities

The following defines the roles and responsibilities of each Project resource for the County and Tyler. Roles and responsibilities may not follow the organizational chart or position descriptions at the County, but are roles defined within the Project. It is common for individual resources on both the Tyler and County project teams to fill multiple roles. Similarly, it is common for some roles to be filled by multiple people.

### 5.1 Tyler Roles & Responsibilities

Tyler assigns a project manager prior to the start of each Phase of the Project (some Projects may only be one Phase in duration). Additional Tyler resources are assigned as the schedule develops and as needs arise.

### 5.1.1 Tyler Executive Manager

Tyler executive management has indirect involvement with the Project and is part of the Tyler escalation process. This team member offers additional support to the Project team and collaborates with other Tyler department managers as needed to escalate and facilitate implementation Project tasks and decisions.

- Provides clear direction for Tyler staff on executing on the Project Deliverables to align with satisfying the County 's overall organizational strategy.
- Authorizes required Project resources.
- Resolves all decisions and/or issues not resolved at the implementation management level as part of the escalation process.
- Acts as the counterpart to the County 's executive sponsor.

### 5.1.2 Tyler Implementation Manager

- Tyler implementation management has indirect involvement with the Project and is part of the Tyler escalation process. The Tyler project managers consult implementation management on issues and outstanding decisions critical to the Project. Implementation management works toward a solution with the Tyler Project Manager or with County management as appropriate. Tyler executive management is the escalation point for any issues not resolved at this level.
- Assigns Tyler Project personnel.
- Provides support for the Project team.
- Provides management support for the Project to ensure it is staffed appropriately and staff have necessary resources.
- Monitors Project progress including progress towards agreed upon goals and objectives.

### 5.1.3 Tyler Project Manager

- The Tyler project manager(s) provides oversight of the Project, coordination of Tyler resources between departments, management of the Project budget and schedule, effective risk, and issue management, and is the primary point of contact for all Project related items. As requested by the County, the Tyler Project Manager provides regular updates to the County Steering Committee and other Tyler governance members. Tyler Project Manager's role includes responsibilities in the following areas:

#### 5.1.3.1 Contract Management

- Validates contract compliance throughout the Project.
- Ensures Deliverables meet contract requirements.
- Acts as primary point of contact for all contract and invoicing questions.
- Prepares and presents contract milestone sign-offs for acceptance by the County project manager(s).
- Coordinates Change Requests, if needed, to ensure proper Scope and budgetary compliance.

#### 5.1.3.2 Planning

- Delivers project planning documents.
- Defines Project tasks and resource requirements.
- Develops initial Project schedule and Project Management Plan.
- Collaborates with the County project manager(s) to plan and schedule Project timelines to achieve on-time implementation.



### 5.1.3.3 Implementation Management

- Tightly manages Scope and budget of Project to ensure Scope changes and budget planned versus actual are transparent and handled effectively and efficiently.
- Establishes and manages a schedule and Tyler resources that properly support the Project Schedule and are also in balance with Scope/budget.
- Establishes risk/issue tracking/reporting process between the County and Tyler and takes all necessary steps to proactively mitigate these items or communicate with transparency to the County any items that may impact the outcomes of the Project.
- Collaborates with the County 's project manager(s) to establish key business drivers and success indicators that will help to govern Project activities and key decisions to ensure a quality outcome of the project.
- Collaborates with the County 's project manager(s) to set a routine communication plan that will aide all Project team members, of both the County and Tyler, in understanding the goals, objectives, status, and health of the Project.

### 5.1.3.4 Resource Management

- Acts as liaison between Project team and Tyler manager(s).
- Identifies and coordinates all Tyler resources across all applications, Phases, and activities including development, forms, installation, reports, implementation, and billing.
- Provides direction and support to Project team.
- Manages the appropriate assignment and timely completion of tasks as defined in the Project Schedule, task list, and Go-Live Checklist.
- Assesses team performance and adjusts as necessary.
- Consulted on in Scope 3rd party providers to align activities with ongoing Project tasks.

### 5.1.4 Tyler Implementation Consultant

- Completes tasks as assigned by the Tyler project manager(s).
- Documents activities for services performed by Tyler.
- Guides the County through software validation process following configuration.
- Assists during Go-Live process and provides support until the County transitions to Client Services.
- Facilitates training sessions and discussions with the County and Tyler staff to ensure adequate discussion of the appropriate agenda topics during the allotted time.
- May provide conversion review and error resolution assistance.

### 5.1.5 Tyler Sales

- Supports Sales to Implementation knowledge transfer during Initiate & Plan.
- Provides historical information, as needed, throughout implementation.
- Participates in pricing activities if additional licensing and/or services are needed.

### 5.1.6 Tyler Technical Services

- Maintains Tyler infrastructure requirements and design document(s).
- Involved in system infrastructure planning/review(s).
- Provides first installation of licensed software with initial database on servers.
- Supports and assists the project team with technical/environmental issues/needs.
- Deploys Tyler products.

## 5.2 County Roles & Responsibilities

County resources will be assigned prior to the start of each Phase of the Project. One person may be assigned to multiple Project roles.

### 5.2.1 County Executive Sponsor

The County executive sponsor provides support to the Project by providing strategic direction and communicating key issues about the Project and its overall importance to the organization. When called upon, the executive sponsor also acts as the final authority on all escalated Project issues. The executive sponsor engages in the Project, as needed, to provide necessary support, oversight, guidance, and escalation, but does not participate in day-to-day Project activities. The executive sponsor empowers the County steering committee, project manager(s), and functional leads to make critical business decisions for the County.

- Champions the project at the executive level to secure buy-in.
- Authorizes required project resources.
- Actively participates in organizational change communications.

### 5.2.2 County Steering Committee

The County steering committee understands and supports the cultural change necessary for the Project and fosters an appreciation for the Project's value throughout the organization. The steering committee oversees the County project manager and Project through participation in regular internal meetings. The County steering committee remains updated on all Project progress, Project decisions, and achievement of Project milestones. The County steering committee also serves as primary level of issue resolution for the Project.

- Works to resolve all decisions and/or issues not resolved at the project manager level as part of the escalation process.
- Attends all scheduled steering committee meetings.
- Provides support for the project team.
- Assists with communicating key project messages throughout the organization.
- Prioritizes the project within the organization.
- Ensures the project staffed appropriately and that staff have necessary resources.
- Monitors project progress including progress towards agreed upon goals and objectives.
- Has the authority to approve or deny changes impacting the following areas:
  - Cost
  - Scope
  - Schedule
  - Project Goals
  - County Policies
  - Needs of other client projects

### 5.2.3 County Project Manager

The County shall assign project manager(s) prior to the start of this project with overall responsibility and authority to make decisions related to Project Scope, scheduling, and task assignment. The County Project Manager should communicate decisions and commitments to the Tyler project manager(s) in a timely and efficient manner. When the County project manager(s) do not have the knowledge or authority to make decisions, he or she engages the necessary resources to participate in discussions and make decisions in a



timely fashion to avoid Project delays. The County project manager(s) are responsible for reporting to the County steering committee and determining appropriate escalation points.

#### 5.2.3.1 Contract Management

- Validates contract compliance throughout the project.
- Ensures that invoicing and Deliverables meet contract requirements.
- Acts as primary point of contact for all contract and invoicing questions. Collaborates on and approves Change Requests, if needed, to ensure proper scope and budgetary compliance.

#### 5.2.3.2 Planning

- Reviews and accepts project planning documents.
- Defines project tasks and resource requirements for the County project team.
- Collaborates in the development and approval of the project schedule.
- Collaborates with Tyler project manager(s) to plan and schedule project timelines to achieve on-time implementation.

#### 5.2.3.3 Implementation Management

- Tightly manages project budget and scope.
- Collaborates with Tyler project manager(s) to establish a process and approval matrix to ensure that scope changes and budget (planned versus actual) are transparent and handled effectively and efficiently.
- Collaborates with Tyler project manager to establish and manage a schedule and resource plan that properly supports the project schedule as a whole and is also in balance with scope and budget.
- Collaborates with Tyler project manager(s) to establish risk and issue tracking and reporting process between the County and Tyler and takes all necessary steps to proactively mitigate these items or communicate with transparency to Tyler any items that may impact the outcomes of the project.
- Collaborates with Tyler project manager(s) to establish key business drivers and success indicators that will help to govern project activities and key decisions to ensure a quality outcome of the project.
- Routinely communicates with both the County staff and Tyler, aiding in the understanding of goals, objectives, current status, and health of the project by all team members.
- Manages the requirements gathering process and ensure timely and quality business requirements are being provided to Tyler.

#### 5.2.3.4 Resource Management

- Acts as liaison between project team and stakeholders.
- Identifies and coordinates all County resources across all modules, phases, and activities including data conversions, forms design, hardware and software installation, reports building, and satisfying invoices.
- Provides direction and support to project team.
- Builds partnerships among the various stakeholders, negotiating authority to move the project forward.
- Manages the appropriate assignment and timely completion of tasks as defined.
- Assesses team performance and takes corrective action, if needed.
- Provides guidance to County technical teams to ensure appropriate response and collaboration with Tyler Technical Support Teams to ensure timely response and appropriate resolution.
- Owns the relationship with in-Scope 3rd party providers and aligns activities with ongoing project tasks.

- Ensures that users have appropriate access to Tyler project toolsets as required.
- Conducts training on proper use of toolsets.
- Validates completion of required assignments using toolsets.

#### 5.2.4 County Functional Leads

- Makes business process change decisions under time sensitive conditions.
- Communicates existing business processes and procedures to Tyler consultants.
- Assists in identifying business process changes that may require escalation.
- Contributes business process expertise for Current & Future State Analysis.
- Identifies and includes additional subject matter experts to participate in Current & Future State Analysis.
- Validates that necessary skills have been retained by end users.
- Provides End Users with dedicated time to complete required homework tasks.
- Acts as an ambassador/champion of change for the new process and provide business process change support.
- Identifies and communicates any additional training needs or scheduling conflicts to the County project manager.
- Actively participates in all aspects of the implementation, including, but not limited to, the following key activities:
  - Task completion
  - Stakeholder Meeting
  - Project Management Plan development
  - Schedule development
  - Maintenance and monitoring of risk register
  - Escalation of issues
  - Communication with Tyler project team
  - Coordination of County resources
  - Attendance at scheduled sessions
  - Change management activities
  - Modification specification, demonstrations, testing and approval assistance
  - Data analysis assistance
  - Decentralized end user training
  - Process testing
  - Solution Validation

#### 5.2.5 County Power Users

- Participate in project activities as required by the project team and project manager(s).
- Provide subject matter expertise on the County business processes and requirements.
- Act as subject matter experts and attend Current & Future State Analysis sessions as needed.
- Attend all scheduled training sessions.
- Participate in all required post-training processes as needed throughout project.
- Test all application configuration to ensure it satisfies business process requirements.
- Become application experts.
- Participate in Solution Validation.
- Adopt and support changed procedures.
- Complete all deliverables by the due dates defined in the project schedule.
- Demonstrate competency with Tyler products processing prior to Go-live.
- Provide knowledge transfer to the County staff during and after implementation.



- Participate in conversion review and validation.

### 5.2.6 County End Users

- Attend all scheduled training sessions.
- Become proficient in application functions related to job duties.
- Adopt and utilize changed procedures.
- Complete all deliverables by the due dates defined in the project schedule.
- Utilize software to perform job functions at and beyond Go-live.

### 5.2.7 County Technical Lead

- Coordinates updates and releases with Tyler as needed.
- Coordinates the copying of source databases to training/testing databases as needed for training days.
- Coordinates and adds new users, printers and other peripherals as needed.
- Validates that all users understand log-on process and have necessary permission for all training sessions.
- Coordinates interface development for County third party interfaces.
- Develops or assists in creating reports as needed.
- Ensures on-site system meets specifications provided by Tyler.
- Assists with software installation as needed.
- Extracts and transmits conversion data and control reports from the County's legacy system per the conversion schedule set forth in the project schedule.

#### 5.2.7.1 County Upgrade Coordination

- Becomes familiar with the software upgrade process and required steps.
- Becomes familiar with Tyler's releases and updates.
- Utilizes Tyler resources to stay abreast of the latest Tyler releases and updates, as well as the latest helpful tools to manage the County's software upgrade process.
- Assists with the software upgrade process during implementation.
- Manages software upgrade activities post-implementation.
- Manages software upgrade plan activities.
- Coordinates software upgrade plan activities with County and Tyler resources.
- Communicates changes affecting users and department stakeholders.
- Obtains department stakeholder acceptance to upgrade production environment.

### 5.2.8 County Change Management Lead

- Validates that users receive timely and thorough communication regarding process changes.
- Provides coaching to supervisors to prepare them to support users through the project changes.
- Identifies the impact areas resulting from project activities and develops a plan to address them proactively.
- Identifies areas of resistance and develops a plan to reinforce the change.
- Monitors post-production performance and new process adherence.

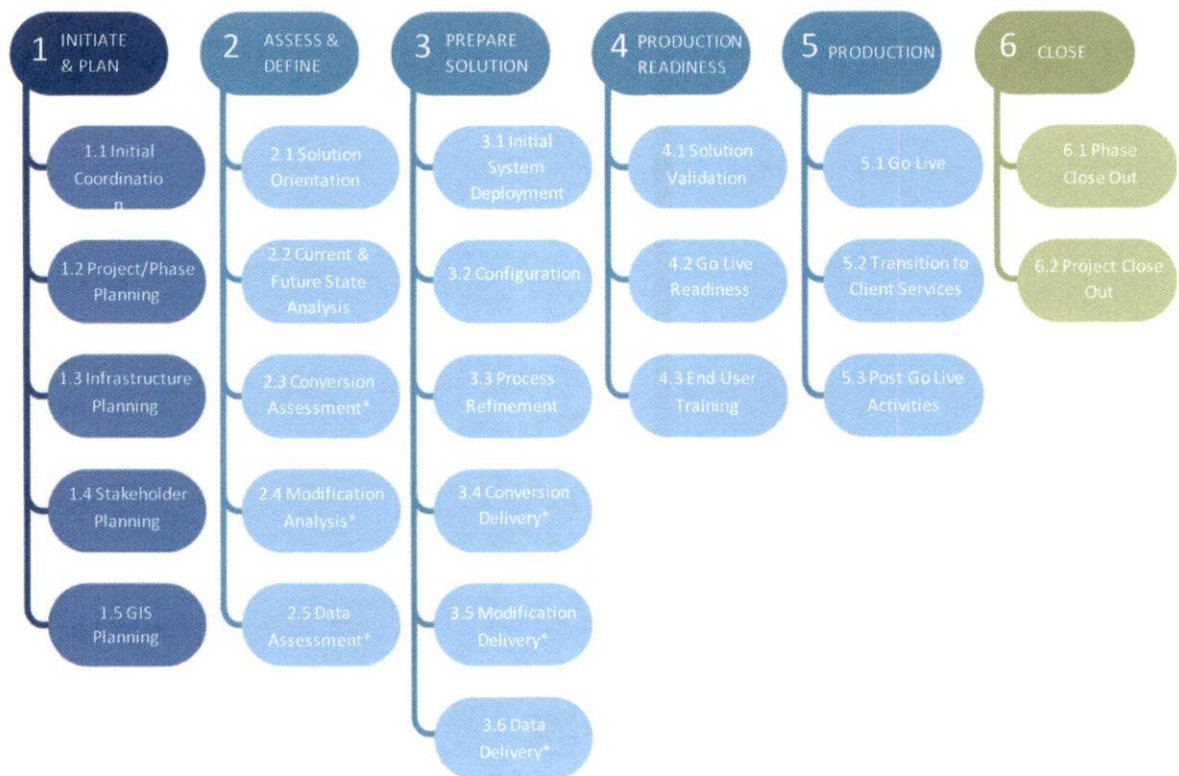
## Part 3: Project Plan

### 6. Project Stages

#### Work Breakdown Structure

The Work Breakdown Structure (WBS) is a hierarchical representation of a Project or Phase broken down into smaller, more manageable components. The top-level components are called “Stages” and the second level components are called “Work Packages”. The work packages, shown below each stage, contain the high-level work to be done. The detailed Project Schedule, developed during Project/Phase Planning and finalized during subsequent stages, lists the tasks to be completed within each work package. Each stage ends with a “Control Point”, confirming the work performed during that stage of the Project has been accepted by the County.

### Work Breakdown Structure (WBS)



*\*Items noted with an asterisk in the graphic above relate to specific products and services. If those products and services are not included in the scope of the contract, these specific work packages will be noted as "Intentionally Left Blank" in Section 6 of the Statement of Work.*



## 6.1 Initiate and Plan

The Initiate and Plan stage involves Project initiation, infrastructure, and planning. This stage creates a foundation for the Project by identifying and establishing sequence and timing for each Phase as well as verifying scope for the Project. This stage will be conducted at the onset of the Project, with a few unique items being repeated for the additional Phases as needed.

### 6.1.1 Initial Coordination

Prior to Project commencement, Tyler management assigns project manager(s). Additional Project resources will be assigned later in the Project as a Project schedule is developed. Tyler provides the County with initial Project documents used to gather names of key personnel, their functional role as it pertains to the Project, as well as any blackout dates to consider for future planning. The County gathers the information requested by the provided deadline ensuring preliminary planning and scheduling can be conducted moving the Project forward in a timely fashion. Internally, the Tyler Project Manager(s) coordinate with sales to ensure transfer of vital information from the sales process prior to scheduling a Project Planning Meeting with the County's team. During this step, Tyler will work with the County to establish the date(s) for the Project and Phase Planning session.

#### Objectives:

- Formally launch the project.
- Establish project governance.
- Define and communicate governance for Tyler.
- Identify County project team.

STAGE 1	Initial Coordination																
	Tyler								County								
RACI MATRIX KEY: R = Responsible A = Accountable C = Consulted I = Informed	Executive Manager	Implementation Manager	Project Manager	Implementation Consultant	Data Experts	Modification Services	Technical Services	Client Services	Executive Sponsor	Steering Committee	Project Manager	Functional Leads	Change Management Leads	Subject Matter Experts (Power)	Department Heads	End Users	Technical Leads
Tyler project team is assigned	A	R	C	I	I	I	I		I		I						
County project team is assigned									A	I	R	I	I	I			
Provide initial project documents to the County		A	R	C			C		I		I						
Gather preliminary information requested			I						A		R	C		C		C	C
Sales to implementation knowledge transfer		A	R	I	I	I	I				I						
Create Project Portal to store project artifacts and facilitate communication		A	R								I						

Inputs	Contract documents
	Statement of Work

Outputs/Deliverables	Working initial project documents
	Project portal

#### Work package assumptions:

- Project activities begin after the agreement has been fully executed.

### 6.1.2 Project/Phase Planning

Project and Phase planning provides an opportunity to review the contract, software, data conversions and services purchased, identify applications to implement in each Phase (if applicable), and discuss implementation timeframes.

During this work package Tyler will work with the County to coordinate and plan a formal Project planning meeting(s). This meeting signifies the start of the Project and should be attended by all County Project team members and the Tyler Project Manager. The meeting provides an opportunity for Tyler to introduce its implementation methodology, terminology, and Project management best practices to the County's Project Team. This will also present an opportunity for project managers and Project sponsors to begin to discuss Project communication, metrics, status reporting and tools to be used to measure Project progress and manage change.

Tyler will work with the County Project Team to prepare and deliver the Project Management Plan as an output of the planning meeting. This plan will continue to evolve and grow as the Project progresses and will describe how the project will be executed, monitored, and controlled.

During project planning, Tyler will introduce the tools that will be used throughout the implementation. Tyler will familiarize the County with these tools during project planning and make them available for review and maintenance as applicable throughout the project. Some examples are Solution validation plan, issue log, and go-live checklist.

STAGE 1	Project/Phase Planning																
	Tyler								County								
RACI MATRIX KEY: R = Responsible A = Accountable C = Consulted I = Informed	Executive Manager	Implementation Manager	Project Manager	Implementation Consultant	Data Experts	Modification Services	Technical Services	Client Services	Executive Sponsor	Steering Committee	Project Manager	Functional Leads	Change Management Leads	Subject Matter Experts (Power	Department Heads	End Users	Technical Leads
Schedule and conduct planning session(s)		A	R						I		C	C	I				



Develop Project Management Plan		A	R						I		C	C	I				
Develop initial project schedule		A	R	I	I	I	I		I	I	C	C	I	I	C		I

Inputs	Contract documents
	Statement of Work
	Guide to Starting Your Project

Outputs / Deliverables		Acceptance Criteria [only] for Deliverables
	Project Management Plan	Delivery of document
	Project Operational Plan	Delivery of document
	Initial Project Schedule	County provides acceptance of schedule based on resource availability, project budget, and goals.

#### Work package assumptions:

- County has reviewed and completed the Guide to Starting Your Project document.

### 6.1.3 Infrastructure Planning

Procuring required hardware and setting it up properly is a critical part of a successful implementation. This task is especially important for Tyler-hosted/SaaS deployment models. Tyler will be responsible for building the environments for a hosted/SaaS deployment, unless otherwise identified in the Agreement. Tyler will install Licensed Software on application server(s) or train the County to install License Software. The County is responsible for the installation and setup of all peripheral devices.

#### Objectives:

- Ensure the County's infrastructure meets Tyler's application requirements.
- Ensure the County's infrastructure is scheduled to be in place and available for use on time.

STAGE 1	Infrastructure Planning																
	Tyler								County								
RACI MATRIX KEY: R = Responsible A = Accountable C = Consulted I = Informed	Executive Manager	Implementation Manager	Project Manager	Implementation Consultant	Data Experts	Modification Services	Technical Services	Client Services	Executive Sponsor	Steering Committee	Project Manager	Functional Leads	Change Management Leads	Subject Matter Experts	Department Heads	End Users	Technical Leads
Provide Infrastructure Requirements and Design Document		A	R		C		C				I						I
Initial Infrastructure Meeting		A	R		C		C				C						C



*Schedule SaaS Environment Availability		A	R				C				I						
*Schedule Hardware to be Available for Installation			I				I		A		R						C
Schedule Installation of All Licensed Software		A	R				C				I						I
Infrastructure Audit		A	R				C				I						C

\*if applicable, please review the contract/investment summary for details

Inputs	Initial Infrastructure Requirements and Design Document
--------	---

Outputs / Deliverables		Acceptance Criteria [only] for Deliverables
	Completed Infrastructure Requirements and Design Document	Delivery of Document
	Infrastructure Audit	System Passes Audit Criteria

### 6.1.4 Stakeholder Meeting

Communication of the Project planning outcomes to the County Project team, executives and other key stakeholders is vital to Project success. The Stakeholder meeting is a strategic activity to inform, engage, gain commitment, and instill confidence in the County team. During the meeting, the goals and objectives of the Project will be reviewed along with detail on Project scope, implementation methodology, roles and responsibilities, Project timeline and schedule, and keys to Project success.

#### Objectives:

- Formally present and communicate the project activities and timeline.
- Communicate project expectations.

STAGE 1	Stakeholder Meeting																
	Tyler								County								
RACI MATRIX KEY: R = Responsible A = Accountable C = Consulted I = Informed	Executive Manager	Implementation Manager	Project Manager	Implementation Consultant	Data Experts	Modification Services	Technical Services	Client Services	Executive Sponsor	Steering Committee	Project Manager	Functional Leads	Change Management Leads	Subject Matter Experts (Power)	Department Heads	End Users	Technical Leads
Create Stakeholder Meeting Presentation	I	A	R	I	I				I	I	C		I				
Review Stakeholder Meeting Presentation		I	C						A		R		C				
Perform Stakeholder Meeting Presentation	I	A	R	I	I				I	I	C	I	I	I	I	I	I

Inputs	Agreement	
	SOW	
	Project Management Plan	
Outputs / Deliverables		Acceptance Criteria [only] for Deliverables
	Stakeholder Meeting Presentation	

**Work package assumptions:**

- None

### 6.1.5 Intentionally left blank.

### 6.1.6 Control Point 1: Initiate & Plan Stage Acceptance

Acceptance criteria for this stage includes completion of all criteria listed below.

Note: Advancement to the Assess & Define stage is not dependent upon Tyler's receipt of this stage acceptance.

**Initiate & Plan Stage Deliverables:**

- Project Management Plan
- Initial Project Schedule

**Initiate & Plan stage acceptance criteria:**

- All stage deliverables accepted based on acceptance criteria previously defined
- Project governance defined
- Project portal made available to the County
- Stakeholder meeting complete

## 6.2 Assess & Define

The Assess & Define stage will provide an opportunity to gather information related to current County business processes. This information will be used to identify and define business processes utilized with Tyler software. The County collaborates with Tyler providing complete and accurate information to Tyler staff and assisting in analysis, understanding current workflows and business processes.

### 6.2.1 Solution Orientation

The Solution Orientation provides the Project stakeholders a high-level understanding of the solution functionality prior to beginning the current and future state analysis. The primary goal is to establish a foundation for upcoming conversations regarding the design and configuration of the solution.

Tyler utilizes a variety of tools for the Solution Orientation, focusing on County team knowledge transfer such as: eLearning, documentation, or walkthroughs. The County team will gain a better understanding of the major processes and focus on data flow, the connection between configuration options and outcome, integration, and terminology that may be unique to Tyler's solution.



## Objectives:

- Provide a basic understanding of system functionality.
- Prepare the County for current and future state analysis.

STAGE 2	Solution Orientation																
	Tyler								County								
RACI MATRIX KEY: R = Responsible A = Accountable C = Consulted I = Informed	Executive Manager	Implementation Manager	Project Manager	Implementation Consultant	Data Experts	Modification Services	Technical Services	Client Services	Executive Sponsor	Steering Committee	Project Manager	Functional Leads	Change Management Leads	Subject Matter Experts (Power	Department Heads	End Users	Technical Leads
			A	R							I	I		I	I		I
											A	R		C			C
			A	R							I	I		I	I		I
Provide pre-requisites			A	R							I	I		I	I		I
Complete pre-requisites											A	R		C			C
Conduct orientation			A	R							I	I		I	I		I

Inputs	Solution orientation materials
	Training Plan

### 6.2.2 Current & Future State Analysis

The Current & Future State Analysis provides the Project stakeholders and Tyler an understanding of process changes that will be achieved with the new system.

The County and Tyler will evaluate current state processes, options within the new software, pros and cons of each based on current or desired state and make decisions about the future state configuration and processing. This may occur before or within the same timeframe as the configuration work package. The options within the new software will be limited to the scope of this implementation and will make use of standard Tyler functionality.

The County will adopt the existing Tyler solution wherever possible to avoid project schedule and quality risk from over customization of Tyler products. It is the County's responsibility to verify that in-scope requirements are being met throughout the implementation if functional requirements are defined as part of the contract. The following guidelines will be followed when evaluating if a modification to the product is required:

- A reasonable business process change is available.
- Functionality exists which satisfies the requirement.
- Configuration of the application satisfies the requirement.
- An in-scope modification satisfies the requirement.

Requirements that are not met will follow the agreed upon change control process and can have impacts on the project schedule, scope, budget, and resource availability.

STAGE 2	Current & Future State Analysis																
	Tyler								County								
RACI MATRIX KEY: R = Responsible A = Accountable C = Consulted I = Informed	Executive Manager	Implementation Manager	Project Manager	Implementation Consultant	Data Experts	Modification Services	Technical Services	Client Services	Executive Sponsor	Steering Committee	Project Manager	Functional Leads	Change Management Leads	Subject Matter Experts (Power	Department Heads	End Users	Technical Leads
			A	R	I	I	I				C	C	C	C			C
			A	R	C	C	C				C	C	C	C			C
			C	C	C	C	C				A	R	I	C			C
			A	R	C	C	C				I	I	I	I			I

Inputs	County current state documentation
	Solution Orientation completion

Outputs / Deliverables		Acceptance Criteria [only] for Deliverables
	Documentation that describes future-state decisions and configuration options to support future-state decisions.	Delivery of document

#### Work package assumptions:

- County attendees possess sufficient knowledge and authority to make future state decisions.
- The County is responsible for any documentation of current state business processes.
- The County can effectively communicate current state processes.

### 6.2.3 Conversion Assessment

Data Conversions are a major effort in any software implementation. Tyler's conversion tools facilitate the predictable, repeatable conversion process that is necessary to support a successful transition to the Tyler system. The first step in this process is to perform an assessment of the existing ("legacy") system(s), to better understand the source data, risks, and options available. Once the data has been analyzed, the plan for data conversion is completed and communicated to the appropriate stakeholders.

#### Objectives:

- Communicate a common understanding of the project goals with respect to data.
- Ensure complete and accurate source data is available for review/transfer.



- Map the data from the source to the Tyler system.
- Document the data conversion/loading approach.

STAGE 2	Data Conversion Assessment																
	Tyler								County								
RACI MATRIX KEY: R = Responsible A = Accountable C = Consulted I = Informed	Executive Manager	Implementation Manager	Project Manager	Implementation Consultant	Data Experts	Modification Services	Technical Services	Client Services	Executive Sponsor	Steering Committee	Project Manager	Functional Leads	Change Management Leads	Subject Matter Experts (Power)	Department Heads	End Users	Technical Leads
Extract Data from Source Systems			I		C						A						R
Review and Scrub Source Data			I	I	I						A	R		C			I
Build/Update Data Conversion Plan			R	C	C						C	I	I	I			I

Inputs	County Source data
	County Source data Documentation (if available)

Outputs / Deliverables		<b>Acceptance Criteria [only] for Deliverables</b>
	Data Conversion Plan built/updated	County Acceptance of Data Conversion Plan, if Applicable

#### Work package assumptions:

- Tyler will be provided with data from the Legacy system(s) in a mutually agreed upon format.
- Tyler will work with the County representatives to identify business rules before writing the conversion.
- County subject matter experts and resources most familiar with the current data will be involved in the data conversion planning effort.

#### 6.2.4 Intentionally left blank.

#### 6.2.5 Intentionally left blank.

#### 6.2.6 Control Point 2: Assess & Define Stage Acceptance

Acceptance criteria for this Stage includes completion of all criteria listed below.

Note: Advancement to the Prepare Solution Stage is dependent upon Tyler's receipt of the Stage Acceptance.



### Assess & Define Stage Deliverables:

- Documentation of future state decisions and configuration options to support future state decisions.
- Modification specification document.
- Assess & Define Stage Acceptance Criteria:
- All stage deliverables accepted based on criteria previously defined.
- Solution Orientation is delivered.
- Conversion data extracts are received by Tyler.
- Data conversion plan built.

## 6.3 Prepare Solution

During the Prepare Solution stage, information gathered during the Initiate & Plan and Assess & Define stages will be used to install and configure the Tyler software solution. Software configuration will be validated by the County against future state decisions defined in previous stages and processes refined as needed to ensure business requirements are met.

### 6.3.1 Initial System Deployment

The timely availability of the Tyler Solution is important to a successful Project implementation. The success and timeliness of subsequent work packages are contingent upon the initial system deployment of Tyler Licensed Software on an approved network and infrastructure. Delays in executing this work package can affect the project schedule.

#### Objectives:

- All licensed software is installed and operational.
- The County can access the software.

STAGE 3	Initial System Deployment (Hosted/SaaS)*																
	Tyler							County									
RACI MATRIX KEY: R = Responsible A = Accountable C = Consulted I = Informed	Executive Manager	Implementation Manager	Project Manager	Implementation Consultant	Data Experts	Modification Services	Technical Services	Client Services	Executive Sponsor	Steering Committee	Project Manager	Functional Leads	Change Management Leads	Subject Matter Experts (Power Users)	Department Heads	End Users	Technical Leads
Prepare hosted environment			A				R				I						C
Install Licensed Software with Initial Database on Server(s) for Included Environments			A				R				I						C

Install Licensed Software on County Devices (if applicable)			I				C				A						R
Tyler System Administration Training (if applicable)			A				R				I						C

Outputs / Deliverables		Acceptance Criteria [only] for Deliverables
	Licensed Software is Installed on the Server(s)	Software is accessible
	Licensed Software is Installed on County Devices (if applicable)	Software is accessible
	Installation Checklist/System Document	System meets prescribed checklist
	Infrastructure Design Document (C&J – If Applicable)	

#### Work package assumptions:

- The most current available version of the Tyler Licensed Software will be installed.
- The County will provide network access for Tyler modules, printers, and Internet access to all applicable County and Tyler Project staff.

### 6.3.2 Configuration

The purpose of Configuration is to prepare the software product for validation.

Tyler staff collaborates with the County to complete software configuration based on the outputs of the future state analysis performed during the Assess and Define Stage. The County collaborates with Tyler staff iteratively to validate software configuration.

#### Objectives:

- Software is ready for validation.
- Educate the County Power User how to configure and maintain software.
- Prepare standard interfaces for process validation (if applicable).

STAGE 3	Configuration	
	Tyler	County



<b>RACI MATRIX KEY:</b> R = Responsible A = Accountable C = Consulted I = Informed	Executive Manager	Implementation Manager	Project Manager	Implementation Consultant	Data Experts	Modification Services	Technical Services	Client Services	Executive Sponsor	Steering Committee	Project Manager	Functional Leads	Change Management Leads	Subject Matter Experts (Power)	Department Heads	End Users	Technical Leads
Conduct configuration training			A	R							I	C		C			
Complete Tyler configuration tasks (where applicable)			A	R							I	I		I			
Complete County configuration tasks (where applicable)			I	C							A	R		C			
Standard interfaces configuration and training (if applicable)			A	R			C				I	C		C			C
Updates to Solution Validation testing plan			C	C							A	R		C			C

Inputs	Documentation that describes future state decisions and configuration options to support future state decisions.
--------	--

Outputs / Deliverables		Acceptance Criteria [only] for Deliverables
	Configured System	

#### Work package assumptions:

- Tyler provides guidance for configuration options available within the Tyler software. The County is responsible for making decisions when multiple options are available.

### 6.3.3 Process Refinement

Tyler will educate the County users on how to execute processes in the system to prepare them for the validation of the software. The County collaborates with Tyler staff iteratively to validate software configuration options to support future state.

#### Objectives:

- Ensure that the County understands future state processes and how to execute the processes in the software.
- Refine each process to meet the business requirements.
- Validate standard interfaces, where applicable.
- Validate forms and reports, where applicable.

STAGE 3	Process Refinement																
	Tyler								County								
RACI MATRIX KEY: R = Responsible A = Accountable C = Consulted I = Informed	Executive Manager	Implementation Manager	Project Manager	Implementation Consultant	Data Experts	Modification Services	Technical Services	Client Services	Executive Sponsor	Steering Committee	Project Manager	Functional Leads	Change Management Leads	Subject Matter Experts (Power Users)	Department Heads	End Users	Technical Leads
Conduct process training			A	R							I	C	I	C			
Confirm process decisions			I	C						A	R	C	I	C			
Test configuration			I	C							A	R		C			
Refine configuration (County Responsible)			I	C							A	R		C			
Refine configuration (Tyler Responsible)			A	R							I	I		I			
Validate interface process and results			I	C			C				A	R		C			C
Update County-specific process documentation (if applicable)			I	C							A	R		C			
Updates to Solution Validation testing plan			C	C							A	R		C			C

Inputs	Initial Configuration
	Documentation that describes future state decisions and configuration options to support future state decisions.
	Solution validation test plan

Outputs / Deliverables		Acceptance Criteria [only] for Deliverables
	Updated solution validation test plan	
	Completed County-specific process documentation (completed by County)	

**Work package assumptions:**

- None







Populate data crosswalks/code mapping tool			I	C	C						A	R		C			
Iterations: Conversion Development			A	C	R						I						I
Iterations: Deliver converted data			A		R			I			I						I
Iterations: Proof/Review data and reconcile to source system			C	C	C						A	R		C			C

Inputs	
	Data Conversion Plan
	Configuration

Outputs / Deliverables		Acceptance Criteria [only] for Deliverables
	Code Mapping Complete / Validated	
	Conversion Iterations / Reviews Complete	Conversion complete, verified, and ready for final pass

#### Work package assumptions:

- The County will provide a single file layout per source system as identified in the investment summary.
- The County subject matter experts and resources most familiar with the current data will be involved in the data conversion effort.
- The County project team will be responsible for completing the code mapping activity, with assistance from Tyler.

#### 6.3.5 Intentionally left blank.

#### 6.3.6 Intentionally left blank.

#### 6.3.7 Control Point 3: Prepare Solution Stage Acceptance

Acceptance criteria for this Stage includes all criteria listed below in each Work Package.

Note: Advancement to the Production Readiness Stage is dependent upon Tyler's receipt of the Stage Acceptance.

#### Prepare Solution Stage Deliverables:

- Licensed software is installed.
- Installation checklist/system document.
- Conversion iterations and reviews complete.

### Prepare Solution Stage Acceptance Criteria:

- All stage deliverables accepted based on criteria previously defined.
- Software is configured.
- Solution validation test plan has been reviewed and updated if needed.

## 6.4 Production Readiness

Activities in the Production Readiness stage will prepare the County team for go-live through solution validation, the development of a detailed go-live plan and end user training. A readiness assessment will be conducted with the County to review the status of the project and the organizations readiness for go-live.

### 6.4.1 Solution Validation

Solution Validation is the end-to-end software testing activity to ensure that the County verifies all aspects of the Project (hardware, configuration, business processes, etc.) are functioning properly, and validates that all features and functions per the contract have been deployed for system use.

#### Objectives:

- Validate that the solution performs as indicated in the solution validation plan.
- Ensure the County organization is ready to move forward with go-live and training (if applicable).

STAGE 4	Solution Validation																
	Tyler								County								
RACI MATRIX KEY: R = Responsible A = Accountable C = Consulted I = Informed	Executive Manager	Implementation Manager	Project Manager	Implementation Consultant	Data Experts	Modification Services	Technical Services	Client Services	Executive Sponsor	Steering Committee	Project Manager	Functional Leads	Change Management Leads	Subject Matter Experts (Power)	Department Heads	End Users	Technical Leads
Update Solution Validation plan			A	R	C						C	C		C			
Update test scripts (as applicable)			C	C	C						A	R		C			
Perform testing			C	C	C						A	R		C			
Document issues from testing			C	C	C						A	R		C			
Perform required follow-up on issues			A	R	C						C	C		C			

Inputs	Solution Validation plan
	Completed work product from prior stages (configuration, business process, etc.)

Outputs / Deliverables	Acceptance Criteria [only] for Deliverables
------------------------	---



**Work package assumptions:**

- Designated testing environment has been established.
- Testing includes current phase activities or deliverables only.

**6.4.2 Go-Live Readiness**

Tyler and the County will ensure that all requirements defined in Project planning have been completed and the Go-Live event can occur, as planned. A go-live readiness assessment will be completed identifying risks or actions items to be addressed to ensure the County has considered its ability to successfully Go-Live. Issues and concerns will be discussed, and mitigation options documented. Tyler and the County will jointly agree to move forward with transition to production. Expectations for final preparation and critical dates for the weeks leading into and during the Go-Live week will be planned in detail and communicated to Project teams.

**Objectives:**

- Action plan for go-live established.
- Assess go-live readiness.
- Stakeholders informed of go-live activities.

STAGE 4	Go-Live Readiness																
	Tyler								County								
RACI MATRIX KEY: R = Responsible A = Accountable C = Consulted I = Informed	Executive Manager	Implementation Manager	Project Manager	Implementation Consultant	Data Experts	Modification Services	Technical Services	Client Services	Executive Sponsor	Steering Committee	Project Manager	Functional Leads	Change Management Leads	Subject Matter Experts (Power	Department Heads	End Users	Technical Leads
Perform Readiness Assessment	I	A	R	C	C	I	C	I	I	I	I		I				I
Conduct Go-Live planning session		A	R	C							C	C	C	C	C		C
Order peripheral hardware (if applicable)			I							A	R						C
Confirm procedures for Go-Live issue reporting & resolution		A	R	I	I	I	I				C	C	I	I	I	I	I
Develop Go-Live checklist		A	R	C	C						C	C	I	C			C
Final system infrastructure review (where applicable)			A				R				C						C

Inputs	Future state decisions
	Go-live checklist

Outputs / Deliverables		Acceptance Criteria [only] for Deliverables
	Updated go-live checklist	Updated Action plan and Checklist for go-live delivered to the County

**Work package assumptions:**

- None

### 6.4.3 End User Training

End User Training is a critical part of any successful software implementation. Using a training plan previously reviewed and approved, the Project team will organize and initiate the training activities.

Tyler Led: Tyler provides training for all applicable users. One or multiple occurrences of each scheduled training or implementation topic will be covered.

Tyler will provide standard application documentation for the general use of the software. It is not Tyler's responsibility to develop County specific business process documentation. County-led training labs using County specific business process documentation if created by the County can be added to the regular training curriculum, enhancing the training experiences of the end users.

**Objectives:**

- End users are trained on how to use the software prior to go-live.
- The County is prepared for on-going training and support of the application.

STAGE 4	End User Training														
RACI MATRIX KEY: R = Responsible A = Accountable C = Consulted I = Informed	Tyler								County						
	Executive Manager	Implementation Manager	Project Manager	Implementation Consultant	Data Experts	Modification Services	Technical Services	Client Services	Executive Sponsor	Steering Committee	Project Manager	Functional Leads	Change Management Leads	Subject Matter Experts (Power)	Department Heads
	End Users	Technical Leads													
	Update training plan		A	R	C						C		I		C
	End User training (Tyler-led)		A	R	C						C	C	I	C	C
	Train-the-trainer		A	R	C						C	C	I	C	
End User training (County-led)			C	C							A	R	I	C	C

Inputs	Training Plan
	List of End Users and their Roles / Job Duties
	Configured Tyler System



Outputs / Deliverables		Acceptance Criteria [only] for Deliverables
	End User Training	County signoff that training was delivered

**Work package assumptions:**

- The County project team will work with Tyler to jointly develop a training curriculum that identifies the size, makeup, and subject-area of each of the training classes.
- Tyler will work with the County as much as possible to provide end-user training in a manner that minimizes the impact to the daily operations of County departments.
- The County will be responsible for training new users after go-live (exception—previously planned or regular training offerings by Tyler).

#### 6.4.4 Control Point 4: Production Readiness Stage Acceptance

Acceptance criteria for this stage includes all criteria listed below. Advancement to the Production stage is dependent upon Tyler's receipt of the stage acceptance.

**Production Readiness stage deliverables:**

- Solution Validation Report.
- Update go-live action plan and/or checklist.
- End user training.

**Production Readiness stage acceptance criteria:**

- All stage deliverables accepted based on criteria previously defined.
- Go-Live planning session conducted.

## 6.5 Production

Following end user training the production system will be fully enabled and made ready for daily operational use as of the scheduled date. Tyler and the County will follow the comprehensive action plan laid out during Go-Live Readiness to support go-live activities and minimize risk to the Project during go-live. Following go-live, Tyler will work with the County to verify that implementation work is concluded, post go-live activities are scheduled, and the transition to Client Services is complete for long-term operations and maintenance of the Tyler software.

### 6.5.1 Go-Live

Following the action plan for Go-Live, defined in the Production Readiness stage, the County and Tyler will complete work assigned to prepare for Go-Live.

The County provides final data extract and Reports from the Legacy System for data conversion and Tyler executes final conversion iteration, if applicable. If defined in the action plan, the County manually enters any data added to the Legacy System after final data extract into the Tyler system.

Tyler staff collaborates with the County during Go-Live activities. The County transitions to Tyler software for day-to-day business processing.



Some training topics are better addressed following Go-Live when additional data is available in the system or based on timing of applicable business processes and will be scheduled following Go-Live per the Project Schedule.

#### Objectives:

- Execute day to day processing in Tyler software.
- County data available in Production environment.

STAGE 5	Go-Live																
	Tyler								County								
RACI MATRIX KEY: R = Responsible A = Accountable C = Consulted I = Informed	Executive Manager	Implementation Manager	Project Manager	Implementation Consultant	Data Experts	Modification Services	Technical Services	Client Services	Executive Sponsor	Steering Committee	Project Manager	Functional Leads	Change Management Leads	Subject Matter Experts (Power	Department Heads	End Users	Technical Leads
Provide final source data extract, if applicable			C		C						A						R
Final source data pushed into production environment, if applicable			A	C	R						I	C		C			C
Proof final converted data, if applicable			C	C	C						A	R		C			
Complete Go-Live activities as defined in the Go-Live action plan			C	C	C					A	R	C	I	C			
Provide Go-Live assistance			A	R	C	C		I			C	C	I	C		I	C

Inputs	Comprehensive Action Plan for Go-Live
	Final source data (if applicable)

Outputs / Deliverables		Acceptance Criteria [only] for Deliverables
	Data is available in production environment	County confirms data is available in production environment

#### Work package assumptions:

- The County will complete activities documented in the action plan for Go-Live as scheduled.
- External stakeholders will be available to assist in supporting the interfaces associated with the Go-Live live process.
- The County business processes required for Go-Live are fully documented and tested.

- The County Project team and subject matter experts are the primary point of contact for the end users when reporting issues during Go-Live.
- The County Project Team and Power User's provide business process context to the end users during Go-Live.
- The Tyler Go-Live support team is available to consult with the County teams as necessary.
- The Tyler Go-Live support team provides standard functionality responses, which may not be tailored to the local business processes.

## 6.5.2 Transition to Client Services

This work package signals the conclusion of implementation activities for the Phase or Project with the exception of agreed-upon post Go-Live activities. The Tyler project manager(s) schedules a formal transition of the County onto the Tyler Client Services team, who provides the County with assistance following Go-Live, officially transitioning the County to operations and maintenance.

### Objectives:

- Ensure no critical issues remain for the project teams to resolve.
- Confirm proper knowledge transfer to the County teams for key processes and subject areas.

STAGE 5	Transition to Client Services																
	Tyler								County								
RACI MATRIX KEY: R = Responsible A = Accountable C = Consulted I = Informed	Executive Manager	Implementation Manager	Project Manager	Implementation Consultant	Data Experts	Modification Services	Technical Services	Client Services	Executive Sponsor	Steering Committee	Project Manager	Functional Leads	Change Management Leads	Subject Matter Experts (Power	Department Heads	End Users	Technical Leads
Transfer County to Client Services and review issue reporting and resolution processes	I	I	A	I	I			R	I	I	C	C		C			
Review long term maintenance and continuous improvement			A					R			C	C		C			

Inputs	Open item/issues List														
Outputs / Deliverables									Acceptance Criteria [only] for Deliverables						
	Client Services Support Document														

### Work package assumptions:

- No material project issues remain without assignment and plan.



### 6.5.3 Post Go-Live Activities

Some implementation activities are provided post-production due to the timing of business processes, the requirement of actual production data to complete the activities, or the requirement of the system being used in a live production state.

#### Objectives:

- Schedule activities that are planned for after Go-Live.
- Ensure issues have been resolved or are planned for resolution before phase or project close.

STAGE 5	Post Go-Live Activities																
	Tyler								County								
RACI MATRIX KEY: R = Responsible A = Accountable C = Consulted I = Informed	Executive Manager	Implementation Manager	Project Manager	Implementation Consultant	Data Experts	Modification Services	Technical Services	Client Services	Executive Sponsor	Steering Committee	Project Manager	Functional Leads	Change Management Leads	Subject Matter Experts (Power	Department Heads	End Users	Technical Leads
Schedule contracted activities that are planned for delivery after go-live		A	R	C	C	C	C	I			C	C	I	C			C
Determine resolution plan in preparation for phase or project close out		A	R	C	C	C		I			C	C	I	C			

Inputs	List of post Go-Live activities
--------	---------------------------------

Outputs / Deliverables		Acceptance Criteria [only] for Deliverables
	Updated issues log	

#### Work package assumptions:

- System is being used in a live production state.

### 6.5.4 Control Point 5: Production Stage Acceptance

Acceptance criteria for this Stage includes completion of all criteria listed below:

- Advancement to the Close stage is not dependent upon Tyler's receipt of this Stage Acceptance.
- Converted data is available in production environment.

Production Stage Acceptance Criteria:

- All stage deliverables accepted based on criteria previously defined.
- Go-Live activities defined in the Go-Live action plan completed.
- Client services support document is provided.

## 6.6 Close

The Close stage signifies full implementation of all products purchased and encompassed in the Phase or Project. The County transitions to the next cycle of their relationship with Tyler (next Phase of implementation or long-term relationship with Tyler Client Services).

### 6.6.1 Phase Closeout

This work package represents Phase completion and signals the conclusion of implementation activities for the Phase. The Tyler Client Services team will assume ongoing support of the County for systems implemented in the Phase.

#### Objectives:

- Agreement from Tyler and the County teams that activities within this phase are complete.

STAGE 6	Phase Close Out																
	Tyler								County								
RACI MATRIX KEY: R = Responsible A = Accountable C = Consulted I = Informed	Executive Manager	Implementation Manager	Project Manager	Implementation Consultant	Data Experts	Modification Services	Technical Services	Client Services	Executive Sponsor	Steering Committee	Project Manager	Functional Leads	Change Management Leads	Subject Matter Experts (Power	Department Heads	End Users	Technical Leads
Reconcile project budget and status of contract Deliverables	I	A	R						I	I	C						
Hold post phase review meeting		A	R	C	C	C	C				C	C	C	C			C
Release phase-dependent Tyler project resources	A	R	I								I						

Participants	Tyler	County
	Project Leadership	Project Manager
	Project Manager	Project Sponsor(s)
	Implementation Consultants	Functional Leads, Power Users, Technical Leads
	Technical Consultants (Conversion, Deployment, Development)	
	Client Services	



Inputs	Contract
	Statement of Work
	Project artifacts

Outputs / Deliverables		Acceptance Criteria [only] for Deliverables
	Final action plan (for outstanding items)	
	Reconciliation Report	
	Post Phase Review	

#### Work package assumptions:

- Tyler deliverables for the phase have been completed.

### 6.6.2 Project Closeout

Completion of this work package signifies final acceptance and formal closing of the Project.

At this time the County may choose to begin working with Client Services to look at continuous improvement Projects, building on the completed solution.

#### Objectives:

- Confirm no critical issues remain for the project teams to resolve.
- Determine proper knowledge transfer to the County teams for key processes and subject areas has occurred.
- Verify all deliverables included in the Agreement are delivered.

STAGE 6	Project Close Out														
	Tyler								County						
RACI MATRIX KEY: R = Responsible A = Accountable C = Consulted I = Informed	Executive Manager	Implementation Manager	Project Manager	Implementation Consultant	Data Experts	Modification Services	Technical Services	Client Services	Executive Sponsor	Steering Committee	Project Manager	Functional Leads	Change Management Leads	Subject Matter Experts (Power)	Department Heads
Conduct post project review		A	R	C	C	C	C				C	C	C	C	
Deliver post project report to County and Tyler leadership	I	A	R						I	I	C				
Release Tyler project resources	A	R	I								I				

Inputs	Contract
	Statement of Work

Outputs / Deliverables		Acceptance Criteria [only] for Deliverables
	Post Project Report	County acceptance; Completed report indicating all project Deliverables and milestones have been completed

**Work package assumptions:**

- All project implementation activities have been completed and approved.
- No critical project issues remain that have not been documented and assigned.
- Final project budget has been reconciled and invoiced.
- All Tyler deliverables have been completed.

### 6.6.3 Control Point 6: Close Stage Acceptance

Acceptance criteria for this Stage includes completion of all criteria listed below.

**Close Stage Deliverables:**

- Post Project Report.

**Close Stage Acceptance Criteria:**

- Completed report indicating all Project deliverables and milestones have been completed.

## 7. General Assumptions

Tyler and the County will use this SOW as a guide for managing the implementation of the Tyler Project as provided and described in the Agreement. There are a few assumptions which, when acknowledged and adhered to, will support a successful implementation. Assumptions related to specific work packages are documented throughout the SOW. Included here are general assumptions which should be considered throughout the overall implementation process.

### 7.1 Project

- Project activities will begin after the Agreement has been fully executed.
- The County Project Team will complete their necessary assignments in a mutually agreed upon timeframe to meet the scheduled go-live date, as outlined in the Project Schedule.
- Sessions will be scheduled and conducted at a mutually agreeable time.
- Additional services, software modules and modifications not described in the SOW or Agreement will be considered a change to this Project and will require a Change Request Form as previously referenced in the definition of the Change Control Process.
- Tyler will provide a written agenda and notice of any prerequisites to the County project manager(s) ten (10) business days or as otherwise mutually agreed upon time frame prior to any scheduled on-site or remote sessions, as applicable.
- Tyler will provide guidance for configuration and processing options available within the Tyler software. If multiple options are presented by Tyler, the County is responsible for making decisions based on the options available.



- Implementation of new software may require changes to existing processes, both business and technical, requiring the County to make process changes.
- The County is responsible for defining, documenting, and implementing their policies that result from any business process changes.

## 7.2 Organizational Change Management

Unless otherwise contracted by Tyler, County is responsible for managing Organizational Change. Impacted County resources will need consistent coaching and reassurance from their leadership team to embrace and accept the changes being imposed by the move to new software. An important part of change is ensuring that impacted County resources understand the value of the change, and why they are being asked to change.

## 7.3 Resources and Scheduling

- County resources will participate in scheduled activities as assigned in the Project Schedule.
- The County team will complete prerequisites prior to applicable scheduled activities. Failure to do so may affect the schedule.
- Tyler and the County will provide resources to support the efforts to complete the Project as scheduled and within the constraints of the Project budget.
- Abbreviated timelines and overlapped Phases require sufficient resources to complete all required work as scheduled.
- Changes to the Project Schedule, availability of resources or changes in Scope will be requested through a Change Request. Impacts to the triple constraints (scope, budget, and schedule) will be assessed and documented as part of the change control process.
- The County will ensure assigned resources will follow the change control process and possess the required business knowledge to complete their assigned tasks successfully. Should there be a change in resources, the replacement resource should have a comparable level of availability, change control process buy-in, and knowledge.
- The County makes timely Project related decisions to achieve scheduled due dates on tasks and prepare for subsequent training sessions. Failure to do so may affect the schedule, as each analysis and implementation session is dependent on the decisions made in prior sessions.
- The County will respond to information requests in a comprehensive and timely manner, in accordance with the Project Schedule.
- The County will provide adequate meeting space or facilities, including appropriate system connectivity, to the project teams including Tyler team members.
- For on-site visits, Tyler will identify a travel schedule that balances the needs of the project and the employee.

## 7.4 Data

- Data will be converted as provided and Tyler will not create data that does not exist.
- The County is responsible for the quality of legacy data and for cleaning or scrubbing erroneous legacy data.
- Tyler will work closely with the County representatives to identify business rules before writing the conversion. The County must confirm that all known data mapping from source to target have been identified and documented before Tyler writes the conversion.
- All in-scope source data is in data extract(s).
- Each legacy system data file submitted for conversion includes all associated records in a single approved file layout.

- The County will provide the legacy system data extract in the same format for each iteration unless changes are mutually agreed upon in advance. If not, negative impacts to the schedule, budget and resource availability may occur and/or data in the new system may be incorrect.
- The County Project Team is responsible for reviewing the converted data and reporting issues during each iteration, with assistance from Tyler.
- The County is responsible for providing or entering test data (e.g., data for training, testing interfaces, etc.)

## 7.5 Facilities

- The County will provide dedicated space for Tyler staff to work with County resources for both on-site and remote sessions. If Phases overlap, County will provide multiple training facilities to allow for independent sessions scheduling without conflict.
- The County will provide staff with a location to practice what they have learned without distraction.



## 8. Glossary

Word or Term	Definition
<b>Acceptance</b>	Confirming that the output or deliverable is suitable and conforms to the agreed upon criteria.
<b>Accountable</b>	The one who ultimately ensures a task or deliverable is completed; the one who ensures the prerequisites of the task are met and who delegates the work to those responsible. [Also see RACI]
<b>Application</b>	A computer program designed to perform a group of coordinated functions, tasks, or activities for the benefit of the user.
<b>Application Programming Interface (API)</b>	A defined set of tools/methods to pass data to and received data from Tyler software products
<b>Agreement</b>	This executed legal contract that defines the products and services to be implemented or performed.
<b>Business Process</b>	The practices, policy, procedure, guidelines, or functionality that the client uses to complete a specific job function.
<b>Business Requirements Document</b>	A specification document used to describe Client requirements for contracted software modifications.
<b>Change Request</b>	A form used as part of the Change Control process whereby changes in the scope of work, timeline, resources, and/or budget are documented and agreed upon by participating parties.
<b>Change Management</b>	Guides how we prepare, equip and support individuals to successfully adopt change in order to drive organizational success & outcomes
<b>Code Mapping [where applicable]</b>	An activity that occurs during the data conversion process whereby users equate data (field level) values from the old system to the values available in the new system. These may be one to one or many to one. Example: Old System [Field = eye color] [values = BL, Blu, Blue] maps to New Tyler System [Field = Eye Color] [value = Blue].
<b>Consulted</b>	Those whose opinions are sought, typically subject matter experts, and with whom there is two-way communication. [Also see RACI]
<b>Control Point</b>	This activity occurs at the end of each stage and serves as a formal and intentional opportunity to review stage deliverables and required acceptance criteria for the stage have been met.
<b>Data Mapping [where applicable]</b>	The activity determining and documenting where data from the legacy system will be placed in the new system; this typically involves prior data analysis to understand how the data is currently used in the legacy system and how it will be used in the new system.
<b>Deliverable</b>	A verifiable document or service produced as part of the Project, as defined in the work packages.
<b>Go-Live</b>	The point in time when the Client is using the Tyler software to conduct daily operations in Production.
<b>Informed</b>	Those who are kept up-to-date on progress, often only on completion of the task or deliverable, and with whom there is just one-way communication. [Also see RACI]



<b>Infrastructure</b>	The composite hardware, network resources and services required for the existence, operation, and management of the Tyler software.
<b>Interface</b>	A connection to and potential exchange of data with an external system or application. Interfaces may be one way, with data leaving the Tyler system to another system or data entering Tyler from another system, or they may be bi-directional with data both leaving and entering Tyler and another system.
<b>Integration</b>	A standard exchange or sharing of common data within the Tyler system or between Tyler applications
<b>Legacy System</b>	The software from which a client is converting.
<b>Modification</b>	Custom enhancement of Tyler's existing software to provide features or functions to meet individual client requirements documented within the scope of the Agreement.
<b>On-site</b>	Indicates the work location is at one or more of the client's physical office or work environments.
<b>Organizational Change</b>	The process of changing an organization's strategies, processes, procedures, technologies, and culture, as well as the effect of such changes on the organization.
<b>Output</b>	A product, result or service generated by a process.
<b>Peripheral devices</b>	An auxiliary device that connects to and works with the computer in some way. Some examples: scanner, digital camera, printer.
<b>Phase</b>	A portion of the Project in which specific set of related applications are typically implemented. Phases each have an independent start, Go-Live and closure dates but use the same Implementation Plans as other Phases of the Project. Phases may overlap or be sequential and may have different Tyler resources assigned.
<b>Project</b>	The delivery of the software and services per the agreement and the Statement of Work. A Project may be broken down into multiple Phases.
<b>RACI</b>	A matrix describing the level of participation by various roles in completing tasks or Deliverables for a Project or process. Individuals or groups are assigned one and only one of the following roles for a given task: Responsible (R), Accountable (A), Consulted (C), or Informed (I).
<b>Remote</b>	Indicates the work location is at one or more of Tyler's physical offices or work environments.
<b>Responsible</b>	Those who ensure a task is completed, either by themselves or delegating to another resource. [Also see RACI]
<b>Scope</b>	Products and services that are included in the Agreement.

<b>Solution</b>	The implementation of the contracted software product(s) resulting in the connected system allowing users to meet Project goals and gain anticipated efficiencies.
<b>Stage</b>	The top-level components of the WBS. Each Stage is repeated for individual Phases of the Project.
<b>Standard</b>	Software functionality that is included in the base software (off-the-shelf) package; is not customized or modified.
<b>Statement of Work (SOW)</b>	Document which will provide supporting detail to the Agreement defining Project-specific activities, services, and Deliverables.
<b>System</b>	The collective group of software and hardware that is used by the organization to conduct business.
<b>Test Scripts</b>	The steps or sequence of steps that will be used to validate or confirm a piece of functionality, configuration, enhancement, or Use Case Scenario.
<b>Training Plan</b>	Document(s) that indicate how and when users of the system will be trained relevant to their role in the implementation or use of the system.
<b>Validation (or to validate)</b>	The process of testing and approving that a specific Deliverable, process, program, or product is working as expected.
<b>Work Breakdown Structure (WBS)</b>	A hierarchical representation of a Project or Phase broken down into smaller, more manageable components.
<b>Work Package</b>	A group of related tasks within a project.



## Part 4: Appendices

### 9. Conversion

#### 9.1 Records Conversion Specification

The proposed conversion includes converting data from a single database dump file into the Records Management application database. Data should be provided to Tyler as defined below. When providing data and images to Tyler also provide a data dictionary or mapping, including a key to associating images with a specific record in the database. Tyler will convert the data as closely as possible to how it appears in your current system, but Tyler will not normalize data.

When providing data and images to Tyler, include counts of each document type and a count of images.

The client will provide two sets or pulls of data and images to Tyler to be converted from their current system into Records Management. The first set is for a 'bulk' conversion, which is all records in your current system, through the date the extract of data from your legacy system is pulled. The second data set is called a 'gap' and contains the records from the last date you provided the bulk set to the last day of business processing/recording before Go Live, without any duplication or gaps records. In some cases, Tyler may require a complete pull of your entire system instead of a gap, if this approach is deemed more efficient it will be coordinated during the Initiate and Plan stage of the project. Each set of data and images is required to be provided in the same format each time the client provides data and images to Tyler.

##### 9.1.1 Providing Data

The county is required to provide the data to Tyler in one of the following formats:

- A database dump file (\*.dmp), accompanied by database definitions/mapping.
  - Microsoft SQL Server ®
  - Oracle ®
- A delimited ASCII text file(s), including file layouts and/or each text file should contain a header row
  - Pipe delimited
  - Tab delimited
  - All data for a specific record in the text file should be in a single line (i.e., No line feeds)

##### 9.1.2 Images

Tyler Technologies requires images to be in the following format:

- group IV Compression
- TIFF format (tagged image file format) and compliant with the TIFF 6.0 specification as defined at <http://partners.adobe.com/public/developer/en/tiff/TIFF6.pdf>
- Up to 300 DPI for land and vital records, up to 600 DPI for plat images
- black and white
- Single-page TIFF images should be stored with a file extension in \*.001 - \*.0NN format, where page 1 is .001, page 2 is .002, etc. Multi-page TIFF images should be stored in TIFF extensions such as \*.tif. In both cases the \* represents the document number.
- Images must be oriented correctly (right side) up

- Total combined size of all image files associated with a document can't exceed 65 Mb

If any images do not comply with the specifications, a change order and additional charges may be required to modify and properly convert those images.

Tiff images are the only images supported for Records Management. Due to normal operating system limitations, a directory/folder with more than 10,000 images without subfolders may cause performance issues in the conversion as well as the application.

As a standard, converted images are stored on the file system.

The county is responsible for providing the definition for how the images are linked to the record as well as ensuring that the above image requirements are met. The images must be available on the file system; if they are currently stored in a database, the county is responsible for extracting them to the file system.

The images must be placed on a location that is accessible by the application server. For maximum conversion performance, it is strongly encouraged that this be on a drive of the application server rather than another server on the network.

### 9.1.3 Redactions

Data and images can be redacted in two different ways depending on how redactions have previously been stored.

#### Option 1 –

When redactions are stored as overlays and information such as page, x, y coordinates, length and height of the redaction are available, Tyler will convert the redaction as an overlay. This means that only one copy of the image is converted, the redaction can be edited/moved, and admins can see through the redaction while it shows as a red box to the public. This option is consistent with how redactions will be applied once live with Records Management. The client is responsible for providing the overlay information and how to access it; this overlay information must be stored in the same source data as the index data (i.e., in the database). The redaction information must be provided in an Oracle database, Access file, SQL Server database or text file. Providing redaction data as one file per image may incur additional charges.

#### Option 2 –

When redaction information as described above is not available but instead two copies of the image are stored, one with the redaction and one without, both would be converted. The redacted image would be converted as the primary attachment for the public to view. The unredacted image would be converted as the secondary attachment, which only Administrators can view. The redactions in this case would not be editable. With this option, the client is responsible for providing the redacted as well as the unredacted copy of the image and knowledge of how both would link to the index data.

Data layout for Option 1 – this is appended as a field within the same pipe file as the index data. The redaction information below needs to be on the same line as the rest of the index data for the document.

The redactions are imported at the same time as the index and images.

Redactions for multi-title documents must be identical for all records that are part of the multi-title document.



## 9.1.4 Annotations

### 9.1.4.1 Annotation Conversion – Text and Image Stamps

To convert annotations, the following information must be provided in an Oracle database, Access file, SQL Server database or text file. When provided, Tyler will import this with the file before the final conversion. Annotations can only be converted at the time the data and images are converted, not at a later point in time. This data is included in the same file as the index data, so each line corresponds with the correct document id. The annotation data must be provided within the same database the index data is in or within nonproprietary text file(s), providing annotation data as one file per image may incur additional charges.

- Image annotations only support certain types of images - .png, .gif
- An annotation can either have text or an image, not both
- Stamp rotation is not supported, the image will convert with the orientation shown when opened on the file system
- Annotations for multi-title documents must be identical for all of the records that are part of the multi-title document.

All data and images received will be deleted from Tyler systems 90 days after Go Live. It is recommended that each client retain the source data locally and in a secure location.

The following tables show the available fields in the Records Management database; your source data and configuration will determine which specific fields will be converted and used; actual field names in the application may have different labels. Other document types may be allowed and will be reviewed on a case by case basis.

## LAND RECORDS

Document Number	Lien Address
Book/Page/Volume or Book/Page	Transfer Tax State
Recording Date	Transfer Tax County
Total Fees	Number of Pages
Recording Fee	Flattened Stamp Date
Transfer Tax	Flattened Stamp Pages
Tax Rate Area	Verification Date
PCOR Pages	Verification User
Document Date	Modify By
Return Address	Modify Date
Requested By	Legal
Grantor	Situs
Grantee	Legal Remarks
Parcel Number	Submitter
Related Data	Location
Grantor Address	Housing State
Grantee Address	Housing Multi State
Treasurer Receipt	Housing Multi County
Affidavit	Housing County
Excise Number	Index Error Notes
Received Date	Notes



Exempt Both	Notes Internal
Exempt State	Legal Survey
Failed Reason	Company ID
Submit Date	Order Number
Tracking Number	Vendor ID
Vendor	Consideration/Loan Amount/Sales Price
Scan Date	Mortgage Tax
Scan Modification Date	Compliance Date
Scan Page County	Documentary Fee
Lien Name	Previous Date

## BIRTH CERTIFICATES

Document Number	Name
Recording Date	Parent1 Name
Book/Volume/Page or Book/Page	Parent2 Name
Gender	Death Date
Deceased	Amendment Date
Amendment	Amendment Comment
Notes	Place of Birth
Notes Internal	Related Data
Birth Date	Do Not Issue
Number of Pages	

## DEATH CERTIFICATES

Document Number	Parent1 Name
Recording Date	Parent2 Name
Book/Volume/Page or Book/Page	Amendment Date
Name of Deceased	Amendment Comment
Gender	Place of Death
Amendment	Location
Notes	Return To
Internal Notes	Return Address
Related Data	Cause of Death
Number of Pages	Race
Date of Death	Funeral Home
Date of Birth	

## MILITARY DISCHARGE

Document Number	Return Address
Recording Date	Requested By
Book/Volume/Page or Book/Page	Grantor (Veteran)
Document Date	Grantee (Military Branch)

Return To	Discharge Date
-----------	----------------

## CONCEALED WEAPON

Document Number	Weight
Recording Date	Height
Book/Volume/Page or Book/Page	Eye Color
Issue Number	Hair Color
Fingerprint Date	Place of Birth
Issue Date	Country
Application Date	SSN
PASP Status	Address
Name	Mailing Address
Alias	County
Date of Birth	Phone Number
Gender	Email
Race	

## NOTARY

Document Number	Phone Number
Recording Date	Status
Book/Volume/Page or Book/Page	Expiration Date
Document Date	ID Type
Name	ID Number
Bond Number/Commission Number	Signature
Bond Date/Commission Date	Business Name
Document Date	

## MARRIAGE CERTIFICATE

Document Number	Marriage City
Book/Volume/Page or Book/Page	Return Date
Recording Date	Phone Number
Application Date	Notes
Marriage Date	Notes Internal
Marriage County	Related Data
Married By/Officiant	Party 1 Last Name at Birth
Married By/Officiant Address	Party 2 Last Name at Birth
Party 1 Name	Number of Pages
Party 1 Date of Birth	Party 1 Designation
Party 1 Gender	Party 2 Designation
Party 1 Age	Waiver
Party 1 New Last Name	Return Address
Party 1 Number of this marriage	Party 1 Phone Number

Party 1 Previous Marriage	Party 2 Phone Number
Party 1 Marriage End Date	Party 1 Email
Party 2 Name	Party 2 Email
Party 2 Date of Birth	Party 1 Address
Party 2 Gender	Party 2 Address
Party 2 Age	Party 1 ID Type
Party 2 New Last Name	Party 2 ID Type
Party 2 Number of this marriage	Party 1 ID Number
Party 2 Previous Marriage	Party 2 ID Number
Party 2 Marriage End Date	Expiration Date
Marriage State	

## FICTITIOUS BUSINESS NAMES/ASSUMED NAMES

Document Number	Withdrawal Date
Recording Date	Withdrawal Publication Date
Book/Volume/Page or Book/Page	Registrant Status
Total Fees	Type
Filing Type	Business Transacted
FBN Publication	Business Transacted Date
Publication Date	Source
Expiration date	ID Check
Related Data	Executed By
Business Name	LLC Title
Registrant Name	Signature
Grantee Address	Notes
Registrant Type	Notes Internal
State of Incorporation	Number of Pages
Registrant Phone Number	

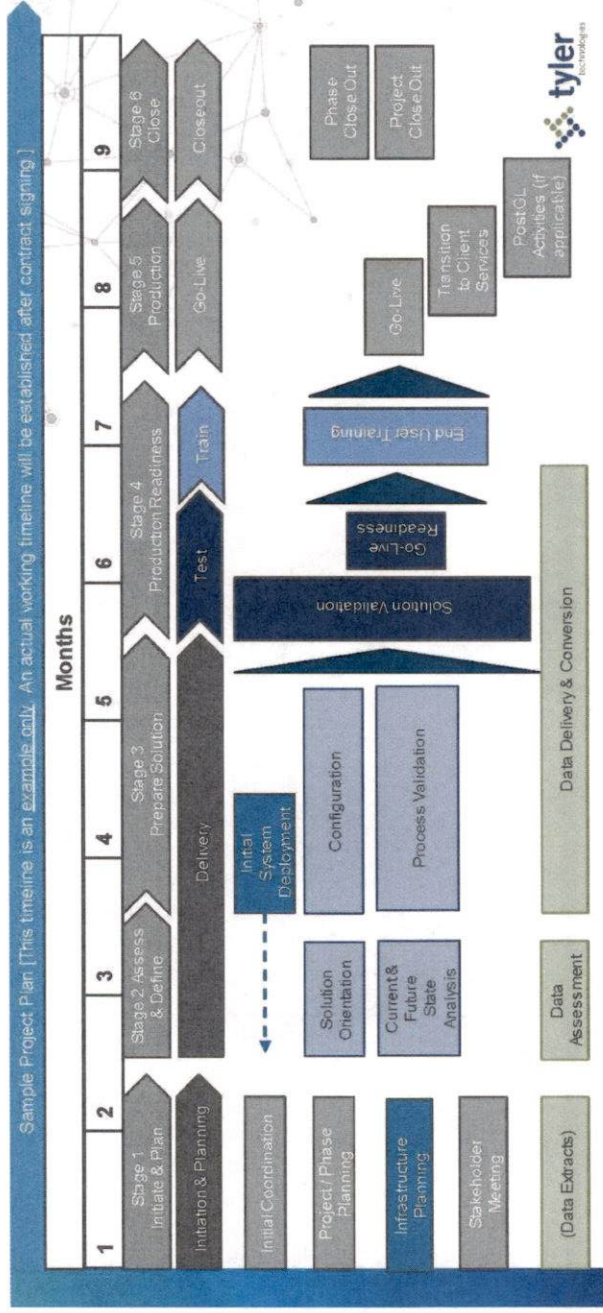


## 10. Additional Appendices

10.1 Intentionally left blank.

## 11. Project Timeline

### 11.1 Sample Records Management Timeline





## Exhibit F Additional Agreed Provisions

The parties hereby agree to the following additional provisions:

- 1. Cooperative Purchasing Agreement.** This Agreement is made and executed by the parties pursuant to and as a result of their participation in the following cooperative purchasing program authorized by Chapter 271 of the Texas Local Government Code ("Chapter 271") and other authority: the Sourcewell Cooperative Purchasing Program ("Sourcewell"), established by law as a local government unit, public corporation, and public agency pursuant to the law of the State of Minnesota, located at 202 12<sup>th</sup> Street Northeast, P.O. Box 219, Staples, Minnesota 56479 (telephone 877-480-0542) (e-mail at [service@sourcewell-mn.gov](mailto:service@sourcewell-mn.gov)). The Client is a member of Sourcewell pursuant to its Membership No. 93202. Tyler participated in the competitive bid process in response to the Sourcewell Request for Proposal No. 090320 and was awarded a Sourcewell Contract No. 090320 TTI ("Sourcewell Contract"). This Agreement (between Tyler and the Client) represents a purchase of goods and services by the Client from Tyler from the Sourcewell Contract. The parties acknowledge that the purchase of the goods and services described in this Agreement by the Client from Tyler occurs by, through, and as a result of the participation by the parties in the Sourcewell Cooperative Purchasing Program -- and therefore, said purchase by the Client satisfies Texas law requiring the Client to seek competitive bids for the purchase of the aforesaid goods and services, pursuant to Chapter 271 and other authority. See §§ 271.101(1)(2), 271.102(c).
- 2. Denial of Client Access to Its Data Prohibited.** Pursuant to § 205.009 of the Texas Local Government Code, during the term of this Agreement Tyler shall not under any circumstances refuse to provide the Client's local government record data to the Client in a timely manner in a format which is accessible and useable by the Client.